

Children and Young People's Services Scrutiny Committee

26 February 2025

**Performance Summary
Report (key slides)**

**to the end of
January 2025**

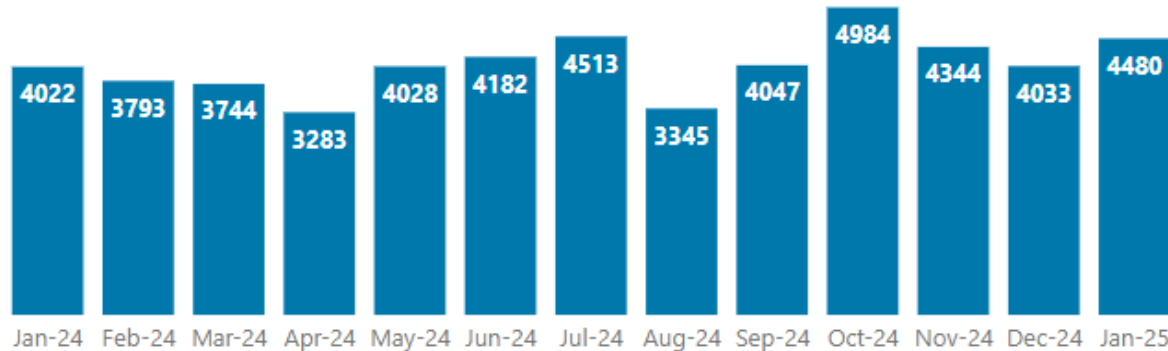


Contacts and Referrals

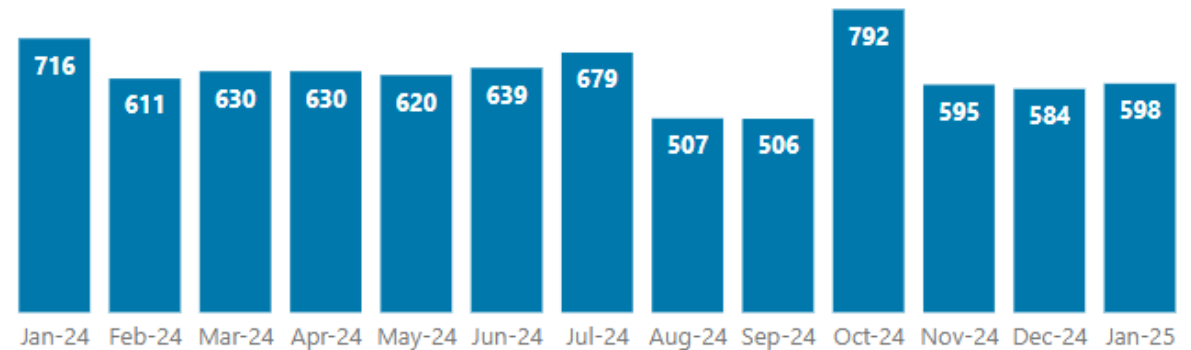


- ❑ Increase across both Contacts (4480) and Referrals (598) in January 2025. **Rate of Referrals 2023/24 National: 518; Statistical Neighbours: 337; West Sussex – 443 (Rolling 12 months Feb-24 to Jan-25- 417)**
- ❑ Conversion rate from Contact to Referral is at **13%** (598/4480)
- ❑ Timeliness of Contacts in 3 days at **88%** (3926/4480) (Rolling 12 months **83%** Feb-24 to Jan-25)

Number of Contacts



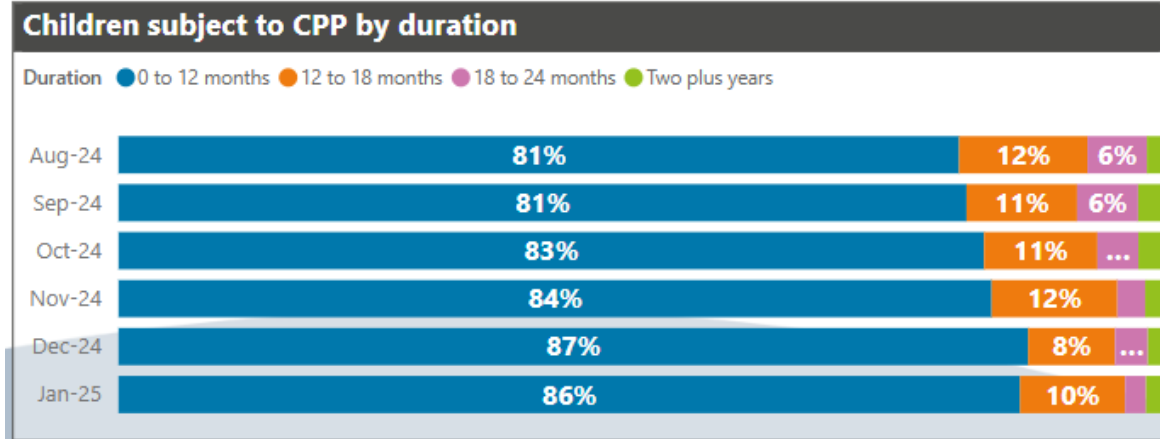
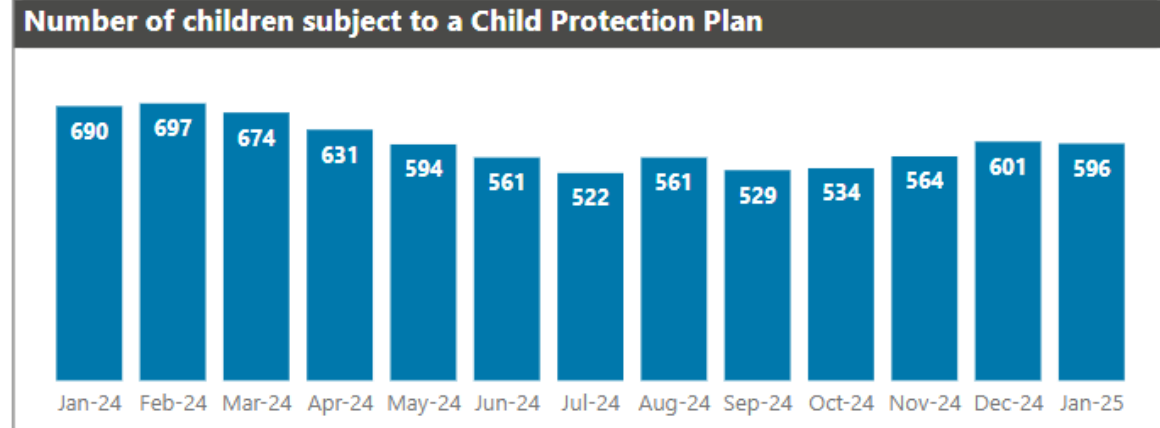
Number of Referrals



Child Protection Performance



- ❑ Decrease in CP numbers in Jan 2025 to **596**; 2% (9 children) have been on a plan for more than 2 years.
- ❑ West Sussex Rate per 10,000 = **34 Statistical Neighbours 36 and England 42 (23/24) SE Q2 24/25 - 36**
- ❑ ICPC timeliness **90%** (56/62) **SN 87% and England 80% (23/24) SE Q2 24/25 - 81%** (Rolling 12 months **90%** Feb-24 to Jan-25)
- ❑ RCPC timeliness **100%** (68/68) **SN 87% and England 90%(23/24) SE Q2 24/25 - 94%** (Rolling 12 months **98%** Feb-24 to Jan-25)
- ❑ Rolling 12 months: 729 children started on CPP of those 198 were for a second/subsequent time ever which is **27%**, and 14 were for a second/subsequent time within 12 months which is **1.9%**.



Children We Care For

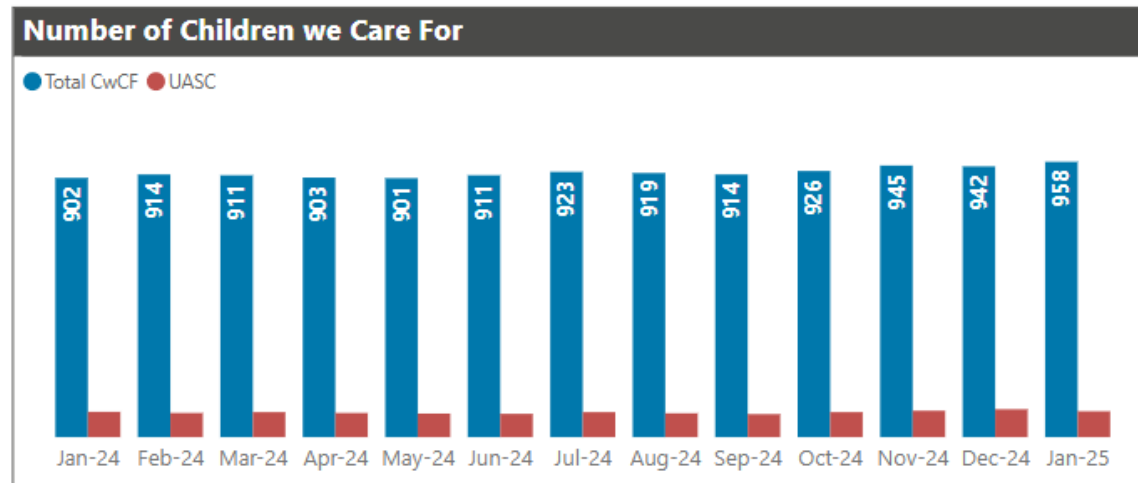


❑ Increase in the number of children we care for at **958** for end Jan 2025 (West Sussex rate = **54 Statistical Neighbours 56 and England 70 (23/24) SE Q2 24/25 – 56**)

❑ **90** UASC (9%)

❑ **97%** (646/666) of Children We Care for have a care plan in place and **96%** (255/267) have a Pathway Plan in place

❑ **95%** (862/911) of Children we Care For had all of their reviews completed in time during the last 12 months.



% of CwCF who had all their reviews in time during the last 12 month period

% In Timescale	CwCF	In Timescale
94.6%	911	862

