

# Children & Young People's Services Scrutiny Committee

**28 September 2022**

**Performance Summary  
Report (key slides)**

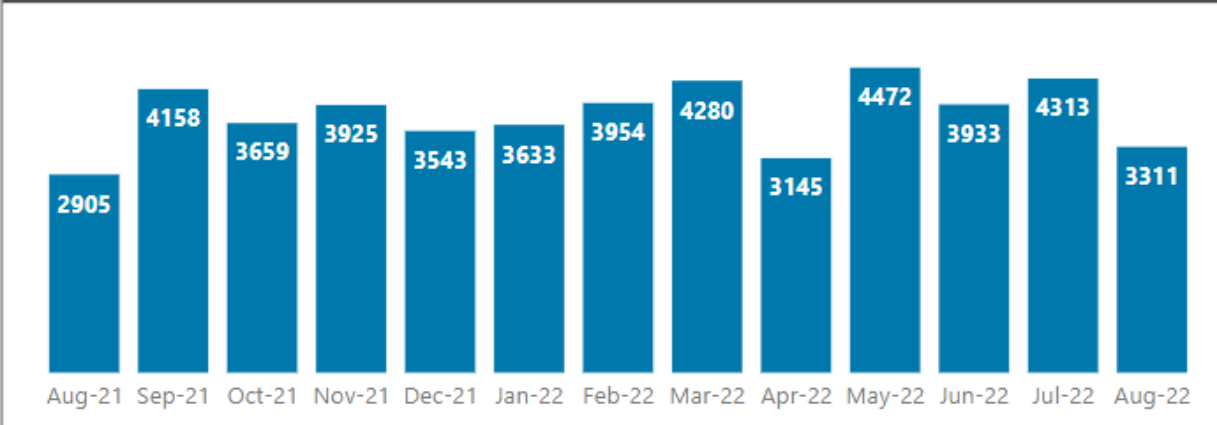
**to the end of August 2022**



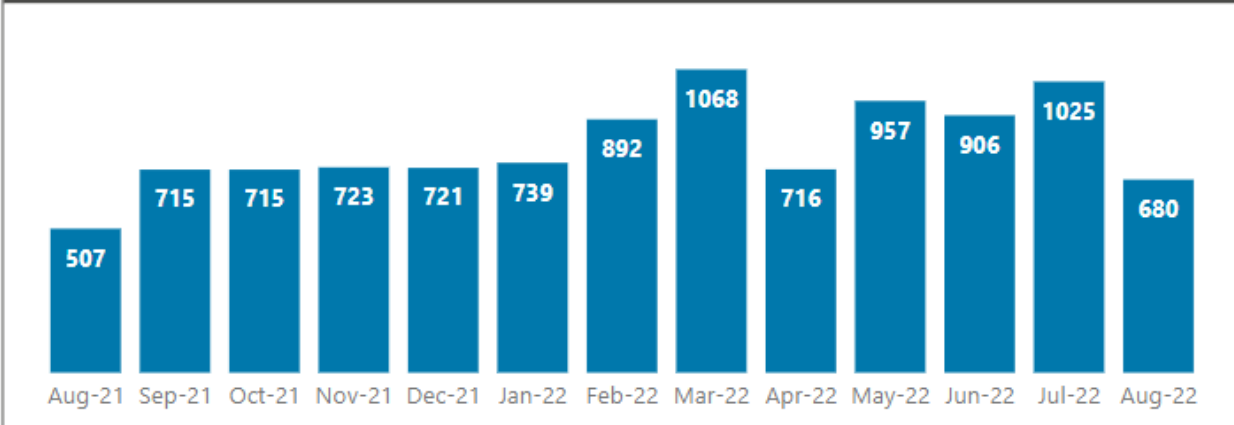
# Contacts and Referrals

- ❑ Decreases across both Contacts and Referrals in August 2022. **Rate of Referrals 2020/21 National – 494; Statistical Neighbours – 353; West Sussex – 516**
- ❑ Current rolling 12 months rate of referrals (Sep 2021 to Aug 2022) - **555**
- ❑ Conversion rate from Contact to Referral has decreased to **21%** (680/3311)
- ❑ Timeliness of Contacts in 3 days has remained high at **96%** (3184/3311)
- ❑ Referrals completed within 1 working day increased to **98%** (663/680)
- ❑ **169** children were re-referred to Children's Social Care (**25%**) **Statistical Neighbours and England Re-Referrals 22% (2020/21)**

Number of Contacts

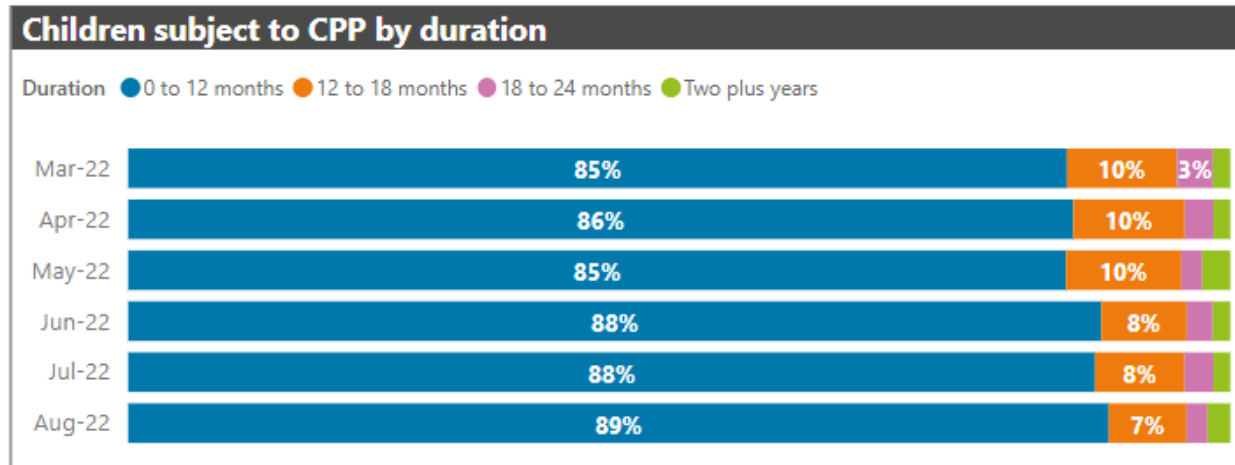
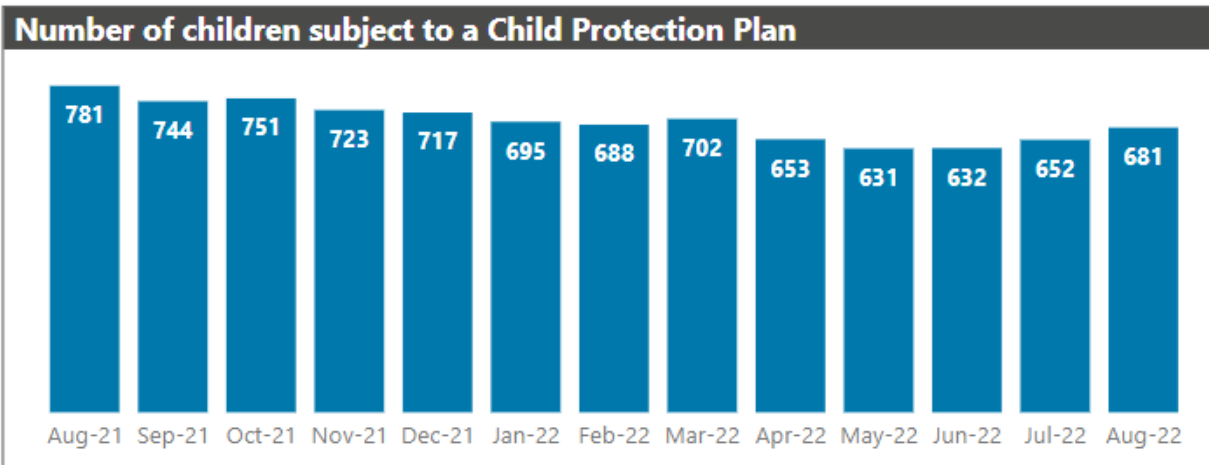


Number of Referrals



# Child Protection (CP) Performance

- ❑ Increase in CP numbers in August 2022 to **681**; with **2%** (14 children) on a CP Plan for 2 years or more.
- ❑ West Sussex Rate per 10,000 = **38** **Statistical Neighbours 31; England 41 (2020/21)**
- ❑ Initial Child Protection Conference (ICPC) timeliness - **74%** (64/86) **Statistical Neighbours 88%; England 83% (2020/21)**
- ❑ Review Child Protection Conference (RCPC) timeliness - **94%** (47/50) **Statistical Neighbours 92%; England 93% (2020/21)**



# Children we Care for

- ❑ Decrease in the number of Children we Care for to **862** at the end of August 2022
- ❑ West Sussex rate = **48.6** per 10,000 children **Statistical Neighbours 50; England 67 (2020/21)**
- ❑ Children we Care for Statutory visits in timescale increased to **88%** (727/829)
- ❑ **95%** (784/823) of Children we Care for had all of their reviews completed in time during the last 12 months

