

# Environment and Climate Change Portfolio - Summary

## Performance Summary

1. The Portfolio has a number of performance highlights to report this quarter:
  - West Sussex County Council responded as a statutory consultee to the formal consultations on the extension to the Rampion Offshore Wind Farm and the Gatwick Northern Runway Project (NRP), both nationally significant infrastructure projects that are being taken forward under the statutory Development Consent Order process. Responding to the consultations within the tight externally-imposed timeframes involved extensive partnership working internally and externally, in particular with the nine other Gatwick authorities on the NRP.

## Energy Services

- More households than ever have registered to take part in the latest round of our Solar Together Sussex scheme. The scheme is co-ordinated on behalf of all Sussex local authorities by the County Council's Energy Services Team. Residents can get high quality, competitively priced solar panels and battery storage systems to help reduce energy costs and carbon emissions. Of the 7,361 residents that received quotations during October 2021, more than 1,700 moved on to the full survey stage. This is a 63% increase in take up compared to 12 months ago and may reflect concerns about increases in energy costs.
- The West Sussex Fuel Poverty Fund supporting services to vulnerable people in the county this winter. Our Energy Services officers liaise with the Fuel Poverty Coordinator for West Sussex to identify areas that require intervention. These are then evaluated, and a proposal is forwarded to the Cabinet Member for the Environment and Climate Change to approve.

The Age UK Meal Delivery Service in West Sussex will receive an initial £4,800 to support vulnerable clients who find cooking a struggle. This will enable more of the charity's most vulnerable clients to have access to hot meals, daily contact and some financial relief. A further £4,500 will go to Family Support Work, a local charity that supports children and families through difficult times in their lives. The sum will match funds raised each year by the charity through a Winter Fuel Allowance donation campaign.

In previous years the Fuel Poverty Fund, which is generated through projects such as Solar Together Sussex run by the WSCC Energy Services team, has supported the provision of emergency fuel vouchers through Citizen's Advice and emergency Christmas pre-payment meter top ups.

- The increase in wholesale energy costs had a positive impact on the financial returns from the County Council's Solar farms in Q3 2021 compared to the same period in 2020.

The £380,000 revenue generated by Tangmere and Westhampnett solar farms during October and December 2021 was almost four times the previous year's figure due to the higher price paid for the clean energy. In turn, this additional

revenue has allowed the County Council to offset the higher price it pays for the energy it uses in delivering services to residents.



In addition to this positive financial performance during the reporting period, the solar farms remain on track to deliver their projected long term clean energy targets according to recent reporting from the County Council’s Energy Services Team. Figures analysed for the 2020/21 financial year show that the 18,000 solar panels at Tangmere solar farm generated more than 5,235 MWh of clean electricity for the grid. This is 6% more than forecast.

Westhampnett solar farm, which is larger than Tangmere with 26,000 solar panels, produced more than 7,285 MWh. This in line with modelling carried out before the solar farm was built in 2018

## Waste

- Consultation on the pilot Recycling Centre booking system. Between the 10<sup>th</sup> November and 21<sup>st</sup> December 2021, a public consultation was carried out in West Sussex and received 7,374 responses in which 62% strongly agreed/agreed that the booking system should be maintained at the six sites.
- Working jointly with our contractor Biffa, a market to recycle hard plastics has been identified which has led to an additional waste stream. Some Household Waste Recycling Sites now have a recycling area for hard plastics such as children’s toys, garden furniture and buckets.

## Our Council Performance Measures

Environment and Climate Change	2021/22 Target	Performance Over The Last 3 Periods			DoT	Performance Analysis	Actions	Year End Forecast
22 Equivalent tonnes (te) of CO2 emissions from WSCC activities (CC) Reporting Frequency: Quarterly, Accumulative. Showing Previous Data Annually 	30,521 CO2te	Jun-21	Sep-21	Dec-21		Carbon emissions for the quarter totalled 8,596 tonnes of CO2e*, -11% vs 20/21 and -18% vs the 19/20 baseline.  Colder months have led to a return of heat demand as the primary emission source, heightening the impact of external temperature variations upon KPI performance. Warmer than average external temperatures have supported reduced demand vs previous years.  Business travel emissions have increased 23% compared to 20/21, though remain much reduced compared to the pre-covid 19/20 baseline.	No further actions currently required.	G
		6,002 CO2te	9,957 CO2te	18,553 CO2te	↗			
23 Household waste recycled, reused or composted (CC) Reporting Frequency: Quarterly, Reported a quarter in arrears. 	54.0%	Mar-21	Jun-21	Sep-21		Performance for the 12 rolling months ending September 2021, has exceeded the target for 2021-2022, but the recycling rate usually falls back during quarters 3 and 4. In a normal year, this 6 month period sees quite a large downturn in waste arising. Dry recycling levels are still increasing from last year but this is mainly due to throughput at the Recycling Centres. Kerbside recycling has remained level. Green waste composting has increased throughout the Districts and Boroughs and at the sites. The CPI rose to 5.4% in the 12 months to December 2021, which is the highest inflation rate since March 1992. The increase in the cost of living may potentially affect waste levels going forward.	No further actions currently required.	G
		53.1%	53.8%	55.4%	↗			

[Website link to Our Council Performance Measures here.](#)

## Finance Summary

### Portfolio In Year Pressures and Mitigations

Pressures	(£m)	Mitigations and Underspending	(£m)	Year end budget variation (£m)
Covid-19 pandemic forecast expenditure/ allocations to third parties ( <i>Covid-19 position is reported in Appendix 2</i> )	£0.345m	Assumed funding from Covid-19 grant ( <i>Covid-19 position is reported in Appendix 2</i> )	(£0.345m)	
Projected unit price increase on energy tariffs, affecting corporate buildings	£0.450m	Increase in recycle income	(£1.800m)	
Net increase waste tonnages	£0.300m	Estimated additional Solar and Battery Farm income due to an increase in unit prices	(£0.850m)	
		In year underspending from homeworking/ underspend on corporate utility usage – (reduced usage within Corporate buildings)	(£0.300m)	
		Increase in planning income	(£0.100m)	
		Other minor variations	(£0.065m)	
<b>Environment &amp; Climate Change Portfolio - Total</b>	<b>£1.095m</b>		<b>(£3.460m)</b>	<b>(£2.365m)</b>

### Significant Financial Issues and Risks Arising

- There are no significant issues to raise within this section.

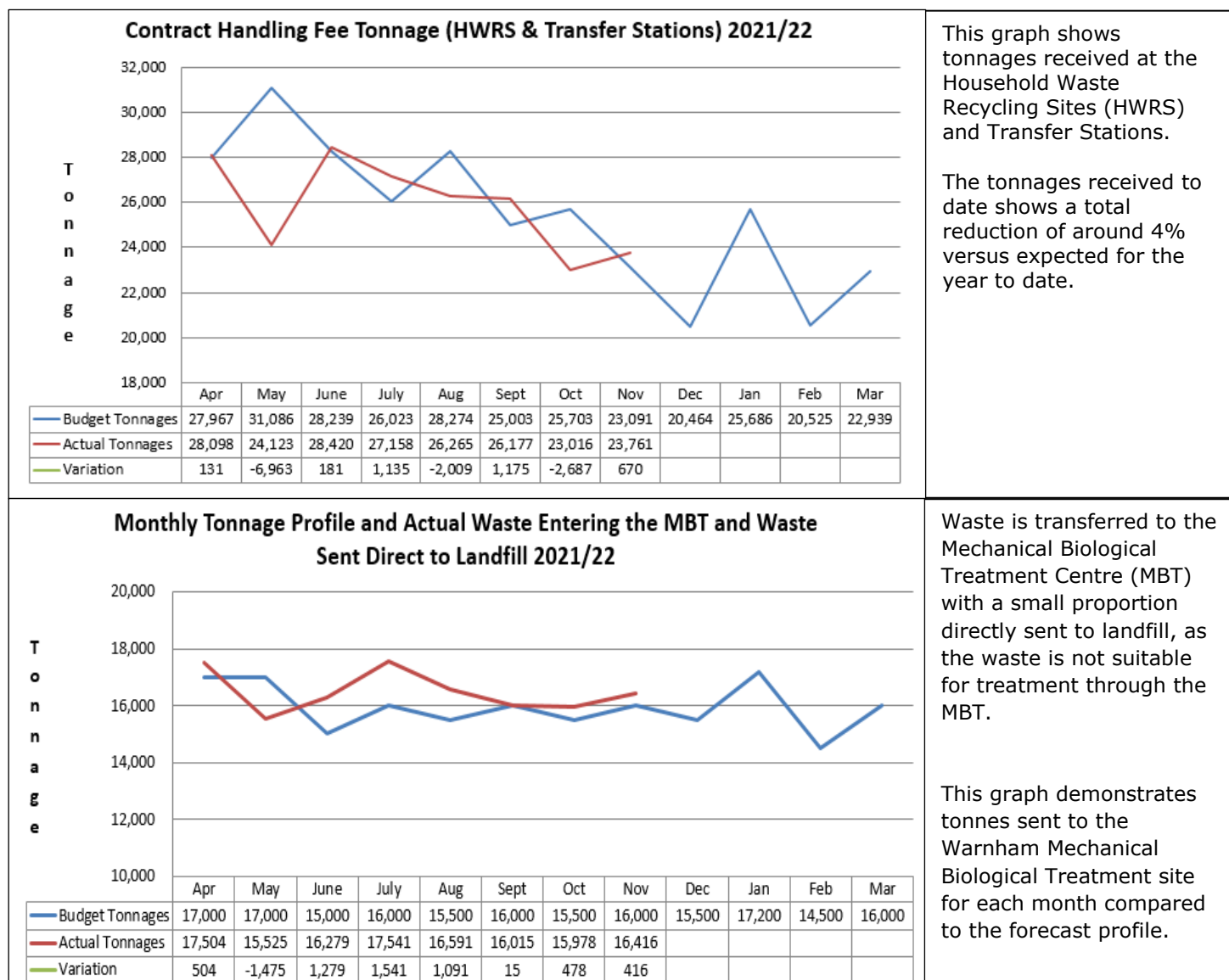
### Financial Narrative on the Portfolio's Position

- The Environment and Climate Change Portfolio is projecting a £2.365m underspend, an increase in the underspending position of £0.565m when compared to September.
- Waste volumes at Household Waste Recycling Sites are around 4% below the budgeted tonnage levels so far this year, with waste collected at the kerbside being sorted at our Material Recycling Facility (MRF) increasing by around 6,000 tonnes. This change is thought to be due to the Covid-19 restrictions which have been in place this year, which includes the effects of continued working from home arrangements. However, waste disposal tonnage volumes as at November are around 5% above budget. The net effect of these elements has resulted in a £0.5m increase in expenditure; updating the waste tonnage projection from a £0.2m underspend reported in September, to a £0.3m overspend.
- Recycling income rates have continued to increase during the third quarter, although it should be noted that this market is volatile in nature and is impacted by global events and uncertainties. Due to the continued increase in the value of recyclable materials, a further £0.5m of income is now forecast, increasing the income expectation to £1.8m.
- The value of energy sales from our Solar and Battery Storage Farms has been increasing steadily since the latter part of 2020/21 and has seen sharp upward

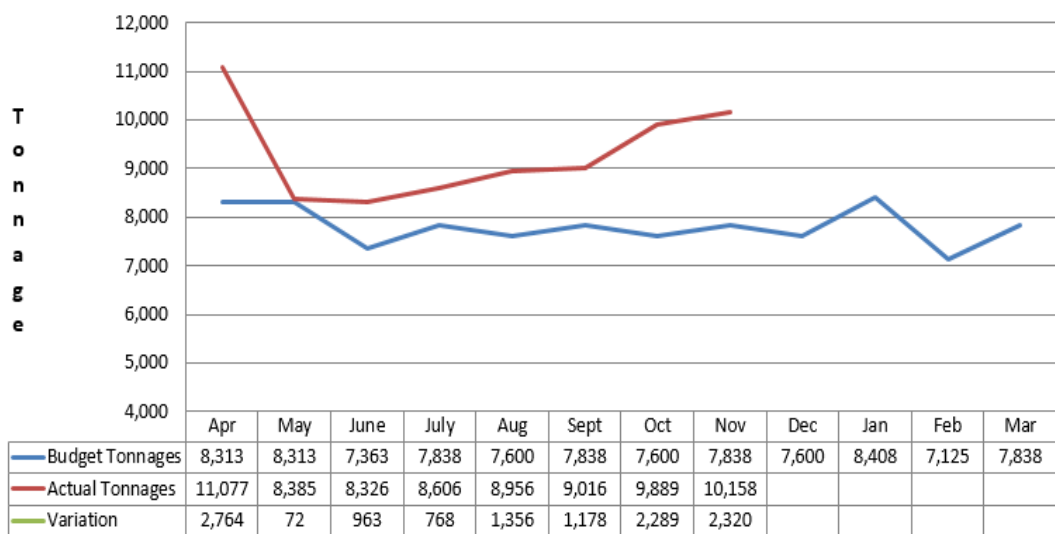
movement during the last quarter. At this stage of the year, we are forecasting additional income of £0.850m, an increase of £0.450m since the Q2 report. The unit rates for February and March 2022 are not yet known and generation for the rest of the year is an estimate, so this figure could still fluctuate. It is important to note that, corporately, any gain in income from the solar projects will be partially offset by the increased cost in corporate utilities arising from the higher unit rate.

- Income generation within Planning Services is now projected to exceed budgeted assumptions by £0.1m this financial year.

## Cost Driver Information



**Monthly Profile and Actual Waste Tonnage Converted Into RDF 2021/22**



This graph shows the Refuse Derived Fuel (RDF) production compared to the estimated levels.

RDF levels are overall around 18% above expectation.

## Savings Delivery Update

8. The portfolio has a number of 2021/22 savings included within the budget. Details of these savings are included in the table below:

Saving Activity	2021/22 Savings £000	December 2021		Narrative	2022/23
Review Countryside Fees and Charges	20	20	G		G
Community support for the mobile Household Waste Recycling Sites (HWRS)	50	50	G		B
Restructure of Waste Prevention budgets	128	128	B		B
Restructure of Electricity Budget	190	190	B		B
Development of battery storage site	100	100	G	The pandemic has led to some timing delays on the Halewick Lane project. This specific project is now expected to be completed in May 2022. Additional solar income during 2021/22 has enabled this saving to be delivered this year.	G
Charge for monitoring travel plans	50	50	G	New charge unlikely to deliver additional income until 2022/23 due to timescales associated with developer agreements. Shortfall is currently mitigated through over-achievement of other planning income within the budget.	G
Review of agency staff	2	2	B		B

**Savings Key:**

**R** Significant Risk    **A** At Risk    **G** On Track    **B** Delivered

## Capital Programme

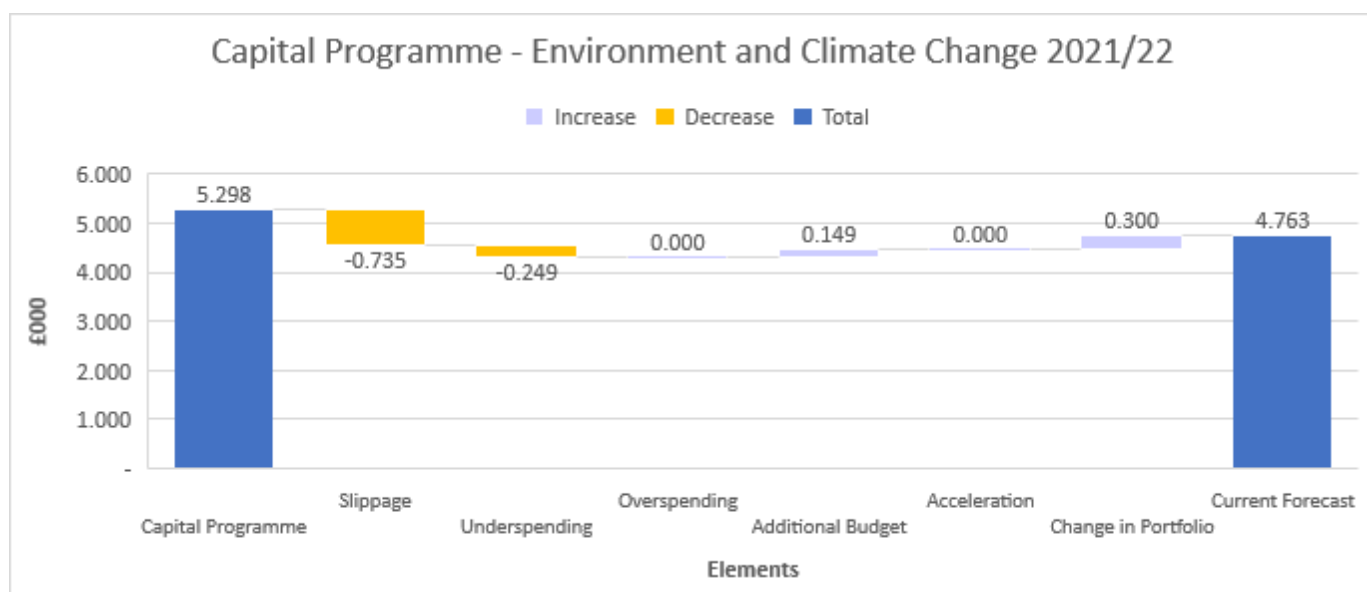
### Performance Summary - Capital

9. There are 11 schemes within this portfolio; ten of the schemes in delivery are rated green, indicating that the schemes are progressing as planned, and one is rated amber indicating that there is an issue but that it could be dealt with by the project manager or project delivery team. An update on the progress of the scheme not rated green is detailed in the table below.

Scheme	RAG Status at 31 <sup>st</sup> December	Reason	Latest RAG Status	Updated Position
Schools Solar PV Installation	AMBER	Rectification of quality issues caused by one installer has caused some disruption to the programme.	AMBER	Remedial works in hand and compensation being sought.

### Finance Summary - Capital

10. The capital programme; as approved by County Council in February 2021, agreed a programme totalling £4.613m for 2021/22. £0.685m of expenditure, originally profiled to spend in 2020/21, was slipped into 2021/22, revising the capital programme to £5.298m.
11. Since this time, the profiled spend has decreased overall by £0.535m, to give a current year end projection for 2021/22 of £4.763m. Of this decrease -£0.735m relates to slippage, -£0.249m relates to underspending within current projects, £0.300m relates to a change in portfolio responsibility and £0.149m relates to additional funding; specifically, £0.1m additional government grant, £0.030m of school contributions and £0.019m from the Salix Recycling Fund.



**Key:**

- Capital Programme – The revised planned expenditure for 2021/22 as at 1st April 2021.
- Slippage – Funding which was planned to be spent in 2021/22 but has since been reprofiled into future years.
- Underspending – Unused funding following the completion of projects.
- Overspending – Projects that require further funding over and above the original approved budget.
- Additional Budget – Additional external funding that has entered the capital programme for the first time.
- Acceleration – Agreed funding which has been brought forward from future years.
- Current Forecast – Latest 2021/22 financial year capital programme forecast.

12. Details of the movements of the financial profiling within the capital programme between October and December are as follows:

- **Additional Budget: £0.149m. Movement since Q2 report: £0.049m.**
  - **Carbon Reduction: £0.049m.** A project has been approved for a LED lighting upgrade project at Petworth Primary School. The school is contributing £0.030m towards the project, with the Salix Recycling Fund funding the remaining £0.019m. The project is expected to complete in 2021/22.
- **Underspending: -£0.249m. Movement since Q2 report: -£0.243m.**
  - **Fairbridge Waste Transfer Site – Japanese Knotweed: -£0.241m.** Works to clear the site were different to the originally envisaged scheme, which has led the budget being reduced. The funding has been returned to the Capital Improvements budget within the capital programme.
  - **Bird Protection (YES): -£0.002m.** This project has now completed with a small underspend that will be returned to the Your Energy Sussex budget within the capital programme to help fund future projects.

13. The latest Capital Programme Budget Monitor is reported in **Appendix 4**.

## Risk

14. The following table summarises the risks on the corporate risk register that would have a direct impact on the portfolio. Risks to other portfolios are specified within the respective appendices to this report.

Risk No.	Risk Description	Previous Quarter Score	Current Score
CR73	If there is a failure to adequately prioritise, finance and resource our efforts to deliver on WSCC Climate Change commitments (e.g., 2030 Carbon Neutrality), there is a risk that there will be <b>insufficient capacity and capability to complete the necessary actions within the required timeframes</b> . This will lead to prolonged variations in weather and adverse impacts on WSCC service provision.	NEW	12

15. Further detail on all risks can be found in **Appendix 5** - Corporate Risk Register Summary.