

Children & Young People's Services Scrutiny Committee

9th March 2022

Performance Summary Report
(key slides)

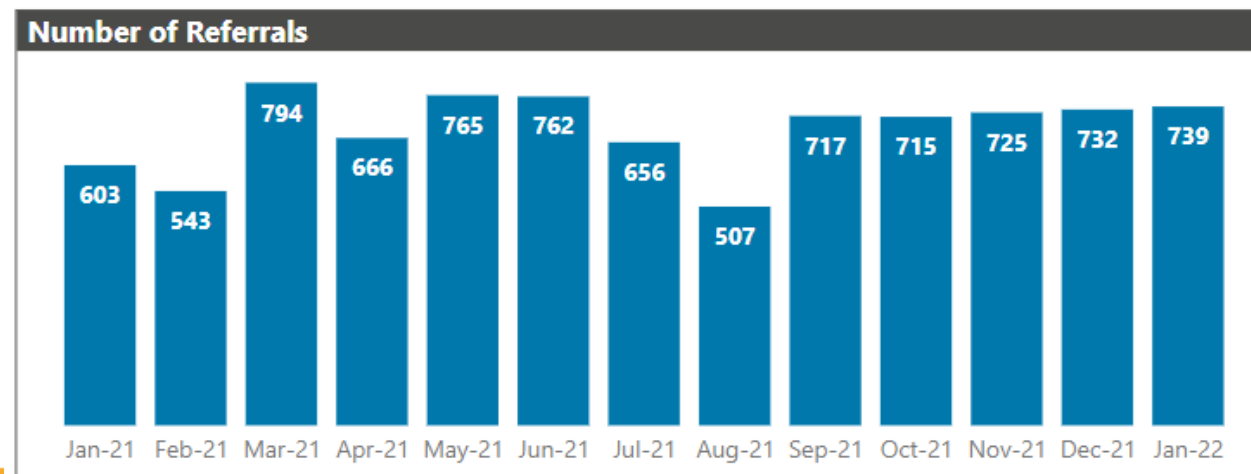
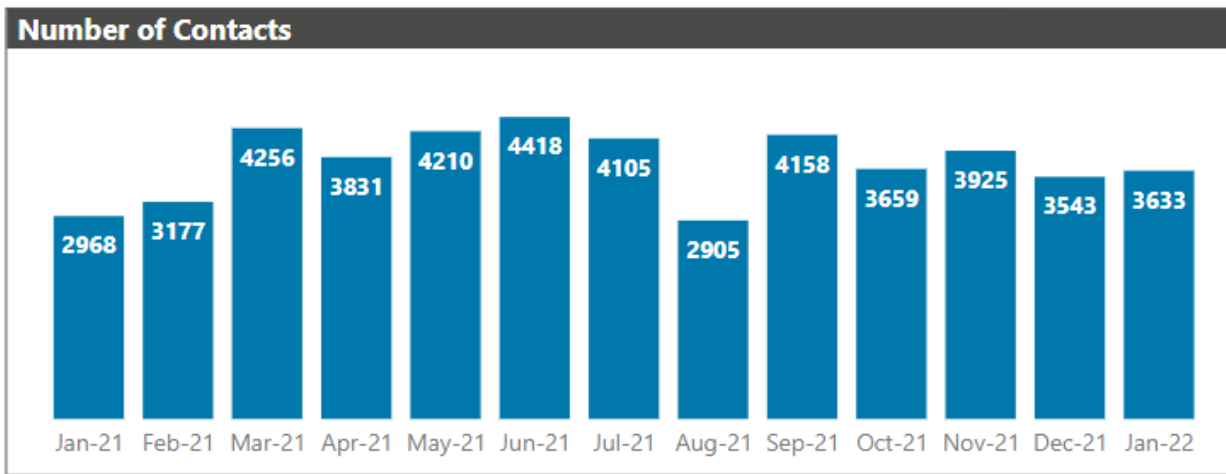
to the end of January 2022



Contacts and Referrals

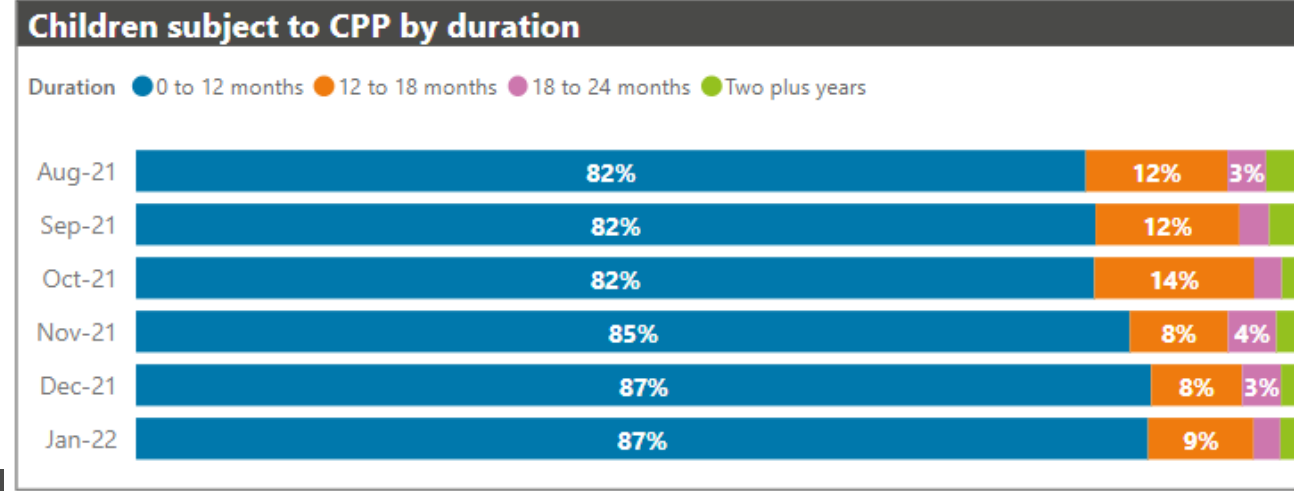
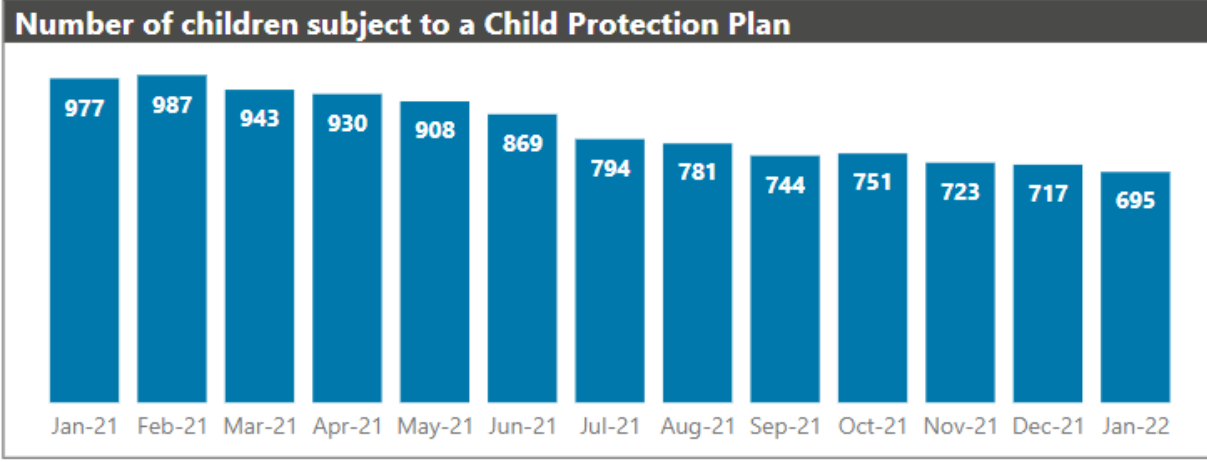
- ❑ Number of Contacts and Referrals had a small increase in January 2022.
- ❑ Conversion rate from Contact to Referral has decreased to 20%.
- ❑ Timeliness of Contacts in 3 days has remained high at 98% contacts.
- ❑ Referrals completed within 1 working day increased to 90%.
- ❑ 158 children were re-referred to Children's Social Care (21%).

Statistical Neighbours (SN) and England Re-Referrals 22% (20/21)



Child Protection (CP) Performance

- Decrease in CP numbers in January, to 695; 13% (91) have been on a plan for more than 12 months, with 2% (16) of children on a plan for 18 months to 2 years, and 2% (12 children) for 2 years or more.
- Initial Child Protection Conference timeliness: 76%. **SN 88% and England 83% (20/21)**
- Review Child Protection Conference timeliness: 96%. **SN 92% and England 93% (20/21)**
- Child Protection (CP) Statutory visits: 81%. **[No comparator data available]**
- Rolling 12 months (Feb 21 to Jan 22): 909 children started on Child Protection Plan; of those 233 were for a second/subsequent time ever, which is 26%; and 16 were for a second/subsequent time within 12 months, which is 2%.



Children we Care for

- Slight increase in the number of Children we Care for: 856 at end of January 22.
- West Sussex rate: 48. **Statistical Neighbours 50 and England 67 (20/21)**
- Increase in number of Children we Care for starting, and decrease in ceasing in January 22.
- Children we Care for statutory visiting decreased to 87%.
- 97% of Children we Care for have a care plan in place, and 87% have a Pathway Plan in place.
- 94% of Children we Care for had all of their reviews completed in time during the last 12 months.
- Summer Term – 95% of children had an up to date PEP.

