

Dear Cllr Wall,

## **Recommendations from Health & Adult Social Care Scrutiny Committee 15 September 2021**

Further to the meeting of the Health & Adult Social Care Scrutiny Committee on 15 September 2021, where the Quarterly Performance and Resources Report - End of June 2021 (Quarter 1) was discussed, please find below the further information requested by the Committee.

### **1. Key Performance Indicator 14 – Time to complete outstanding 'deprivation of liberty' cases**

- 1.1 For 2021/22, as of 28 October 2021, 2,063 Deprivation of Liberty Safeguards (DoLS) were assessed, 1,632 of which were authorised and 431 were not. 304 DoLS are currently being assessed, which may or may not lead to a DoLS authorisation, with a further 1,262 on the waiting list for assessment.
- 1.2 These numbers do change daily and do not represent the actual number of individuals subject to a DoLS request, as multiple requests can be received during the year which relate to the same individual.

### **2. Key Performance Indicator 39 – Percentage of adults with a learning disability in paid employment**

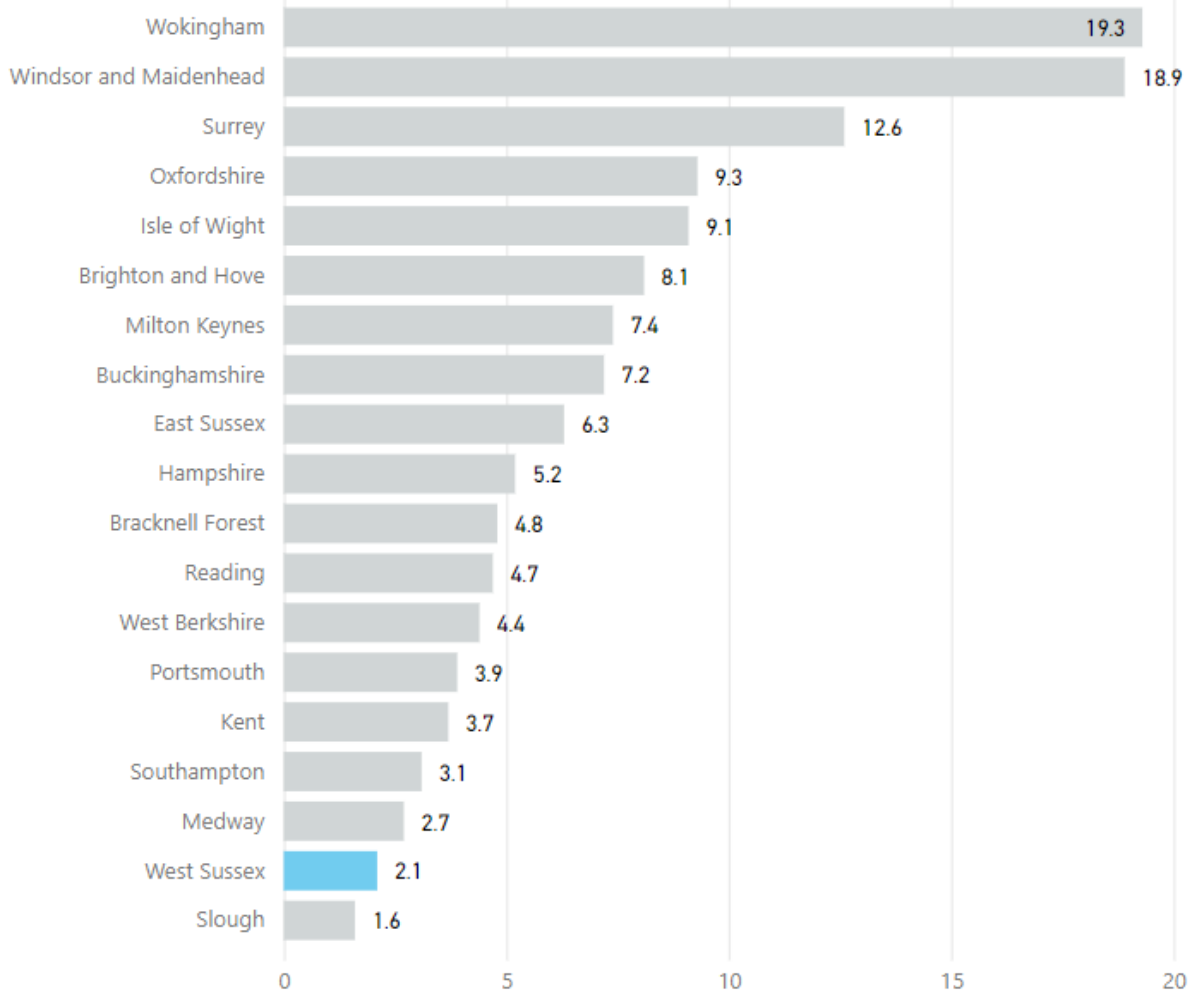
- 2.1 This key performance indicator is also part of the national Adult Social Care Outcomes Framework (ASCOF), which measures how well care and support services achieve the outcomes that matter most to people. The ASCOF is used both locally and nationally to set priorities for care and support, measure progress and strengthen transparency and accountability and therefore, allows the County Council to benchmark its performance against other local authorities.
- 2.2 The following data is available from the NHS Digital Analytical Hub, Adult Social Care Outcomes Framework (ASCOF) Interactive Dashboard 2020/21 and as this particular KPI is culminative over a 12-month period, the latest data available for benchmarking purposes is for 2020/21.

### **3. Regional comparison**

- 3.1 The proportion of adults with a learning disability in paid employment was reported as 2.1% at the end of 2020/21, significantly below the national (5.1%) and regional (6.6%) proportions. West Sussex ranked second lowest among the South East authorities, and 126th out of 151 authorities nationally (where 1 = best performing authority).

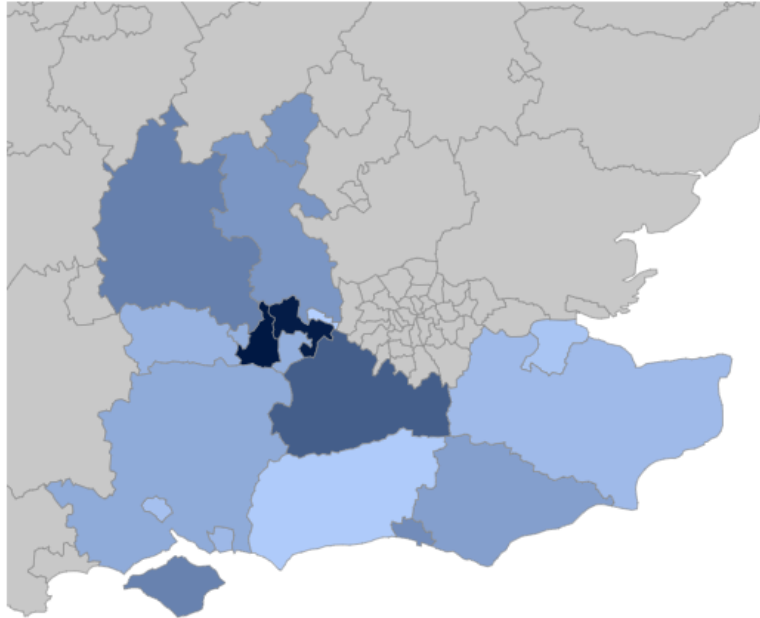
Select an ASCOF measure

1E: The proportion of adults with a learning disability in paid employment



## CIPFA Comparison

Region value	England value
<b>6.6</b>	<b>5.1</b>



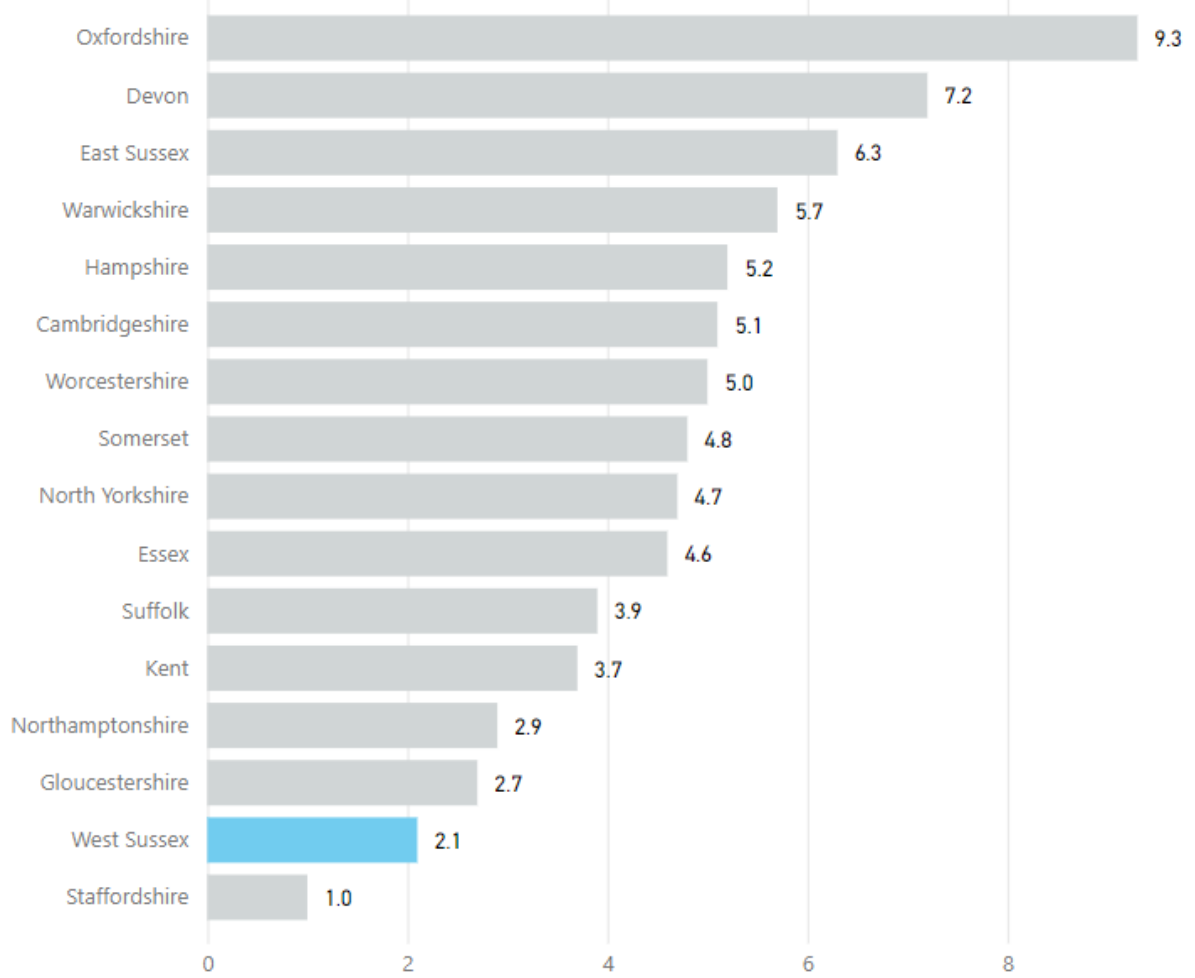
Council name	National rank
Wokingham	2
Windsor and Maidenhead	3
Surrey	7
Oxfordshire	20
Isle of Wight	22
Brighton and Hove	30
Milton Keynes	36
Buckinghamshire	38
East Sussex	45
Hampshire	62
Bracknell Forest	69
Reading	72
West Berkshire	81
Portsmouth	88
Kent	97
Southampton	109
Medway	117
West Sussex	126
Slough	132

## 4. CIPFA comparison

- 4.1 Benchmarking against our CIPFA comparator cohort (a group of local authorities with similar demographic profiles to West Sussex), the West Sussex proportion of 2.1% of adults with learning disabilities in paid employment also ranks second lowest among the cohort, with results ranging from 1.0% in Staffordshire to 9.3% in Oxfordshire.

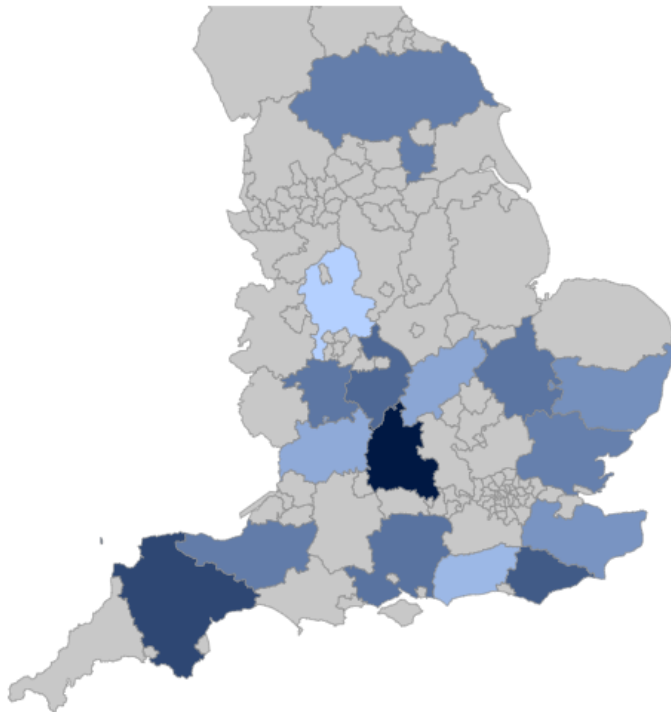
Select an ASCOF measure

1E: The proportion of adults with a learning disability in paid employment



Region value	England value
-	5.1

Council name	National rank
Oxfordshire	20
Devon	38
East Sussex	45
Warwickshire	51
Hampshire	62
Cambridgeshire	63
Worcestershire	68
Somerset	69
North Yorkshire	72
Essex	75
Suffolk	88
Kent	97
Northamptonshire	113
Gloucestershire	117
West Sussex	126
Staffordshire	142



The Committee will note from the commentary in the Quarterly Performance and Resources Report for Quarter 2, that the last 18 months has been an unusual period because of the impact of Covid-19 on new referrals to supported employment due to restrictions and the impact on people’s health and well-being, which has reduced people’s confidence to try new things. Potential under reporting of people in paid employment due to changes in Mosaic and importantly a shortfall in annual reviews in the lifelong services social work team (as only those with an annual review can be counted in the performance figure) has also impacted on performance.

Work is progressing to identify employment opportunities within the County Council for working age adults with a learning disability and there has been an increase in referrals to the service and contact made with new employers to increase job opportunities. Additional resources have been deployed to complete annual reviews in the lifelong services social work team, which is expected to improve reported performance in quarters 3 and 4 and deliver the agreed target and bring West Sussex more in line with comparative local authorities.

Yours sincerely,

Amanda Jupp, Cabinet Member for Adults’ Services