

West Sussex Children's Improvement Board

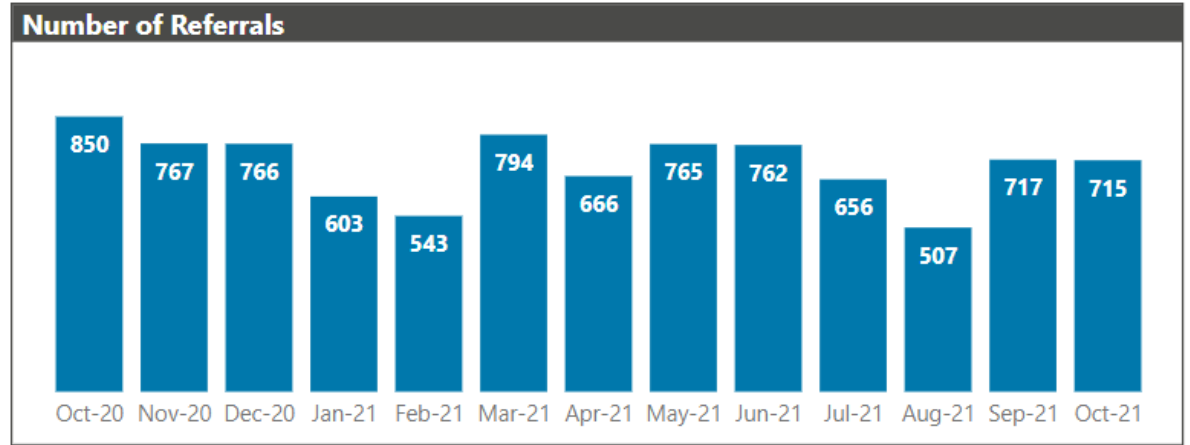
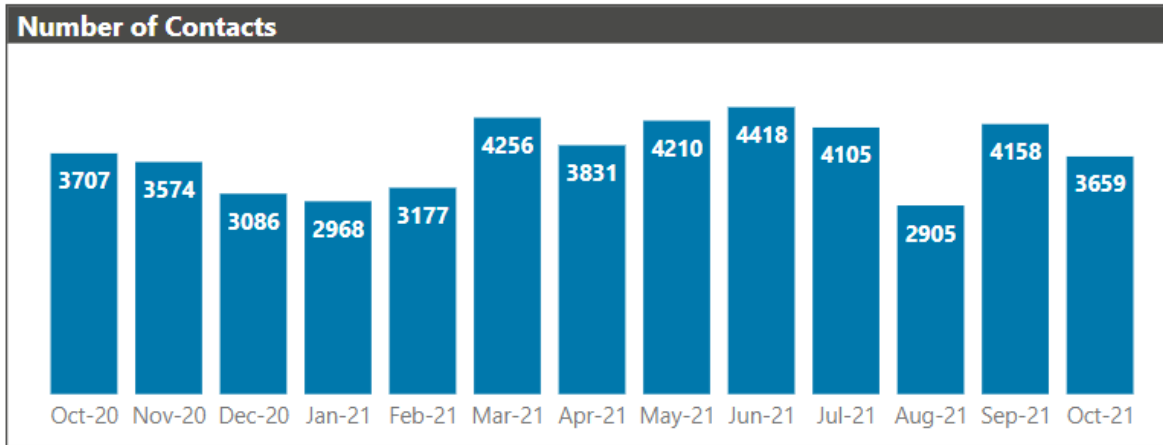
22nd November 2021

Performance
Summary Report
(key slides) to end
of October 2021



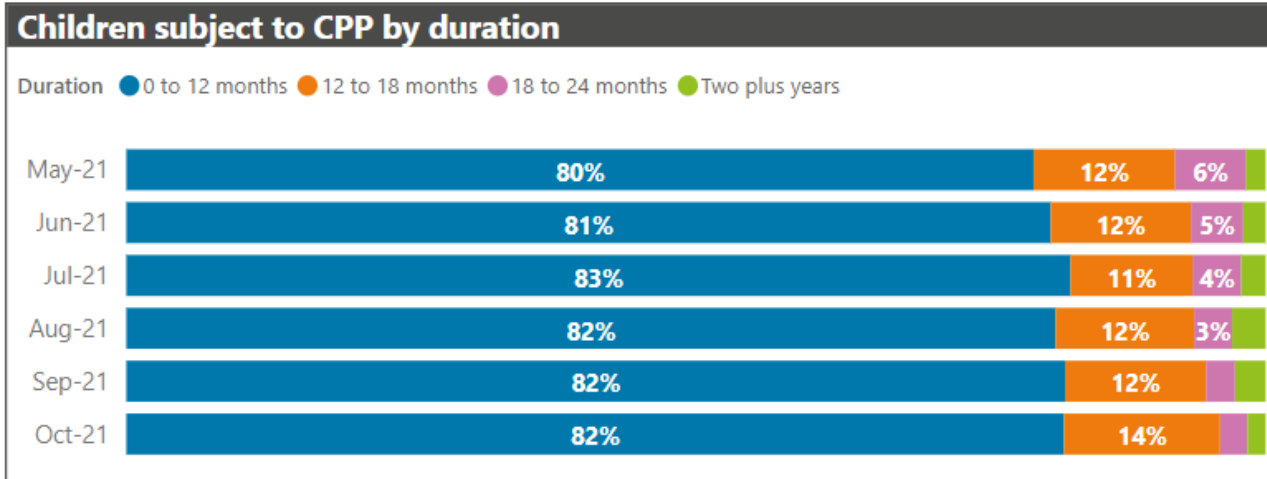
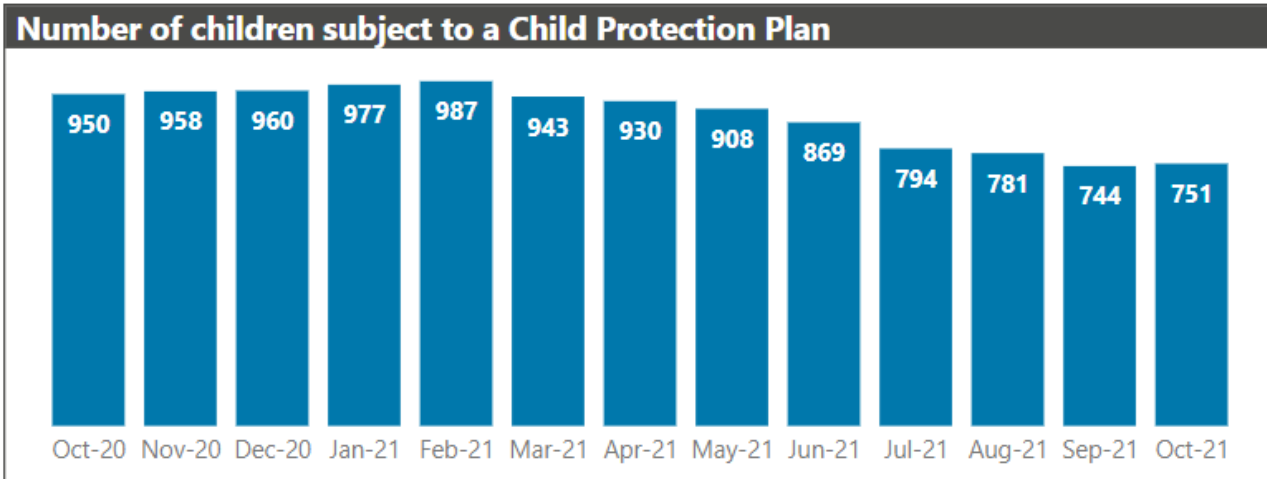
Contacts and Referrals

- Number of Contacts and Referrals has decreased in October 2021.
- Conversion rate from Contact to Referral has increased to 20%
- Timeliness of Contacts in 3 days has remained high at 97.3% contacts.
- Referrals completed within 1 working day increased to 83.9%.
- 185 children were re-referred to Children's Social Care (25.9%). **Statistical Neighbours and England Re-Referrals 22% (2020/21)**



Child Protection (CP) Performance

- Small increase in CP numbers in October 2021 to 751; 17.7% (133) have been on a plan for more than 12 months, with 2.4% (18) of children on a plan for 18 months to 2 years and 1.6% (12 children) for 2 years or more.
- Initial Child Protection Conference (ICPC) timeliness 80.5% **Statistical Neighbours 81% and England 78% (2019/20)**
- Review Child Protection Conference (RCPC) timeliness 96.1% **Statistical Neighbours 92% and England 93% (2020/21)**
- Child Protection Statutory visits 81.6%
- Rolling 12 months (Nov 20 to Oct 2021), 961 children started on Child Protection Plan (CPP); of those 248 were for a second/subsequent time ever which is 25.8%, and 14 were for a second/subsequent time within 12 months which is 1.5%.



Children We Care For

- Decrease in the number of children we care for at 865 for end October 2021
- West Sussex rate = 48.8 [Statistical Neighbours 49 and England 67 \(2019/20\)](#)
- Decrease in number of Children we Care for starting and increase in numbers ceasing in October 2021.
- Children we Care for statutory visiting decreased to 89%
- 99% of Children we Care for have a care plan in place and 90% have a Pathway Plan in place
- 95% of Children we care for had all of their reviews completed in time during the last 12 months.
- Summer Term – 95% of children had an up to date Personal Education Plan (PEP).

