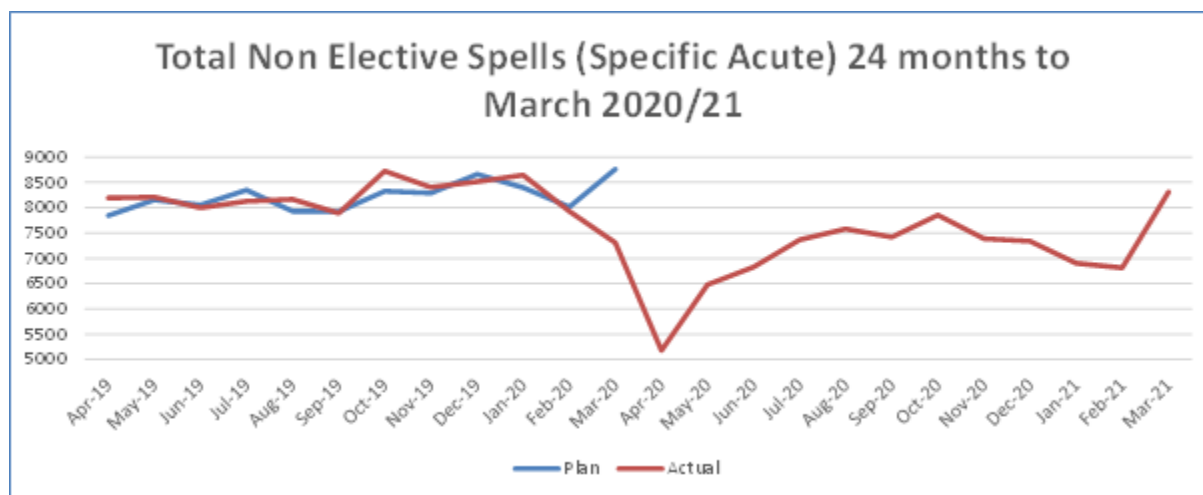


West Sussex Better Care Fund Metrics Performance – Q3 & Q4 2020/21

1. Total Non-Elective Spells (Specific Acute) – All Ages

Latest data available Mar-21:	8,311	Vs same period last year Mar-20:	7,306	Vs 2020/21 plan Mar-20:	N/A
-------------------------------	-------	----------------------------------	-------	-------------------------	-----



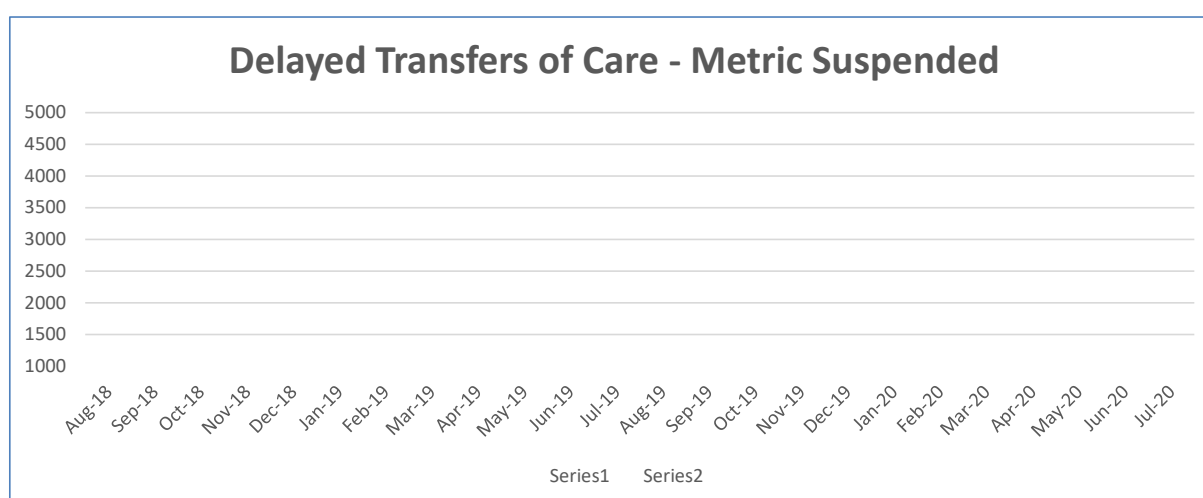
Source: SUS TnR / NHS England

At Month 12 2020/21, NEAs rose steeply when compared to the previous month. Planned figures are not available as a consequence of Covid-19 impact and the national collection and publication of national BCF performance metrics is suspended for 2020/21.

There is a complex range of variables which contribute to the number of emergency admissions to hospital particularly as this metric is for all ages rather than the typical cohorts of many BCF schemes.

2. Delayed Transfers of Care (Delayed Days)

Latest data available Jul-20:	N/A	Vs same period last year Jul-19:	N/A	Vs 2019/20 plan Jul-20:	N/A
-------------------------------	-----	----------------------------------	-----	-------------------------	-----



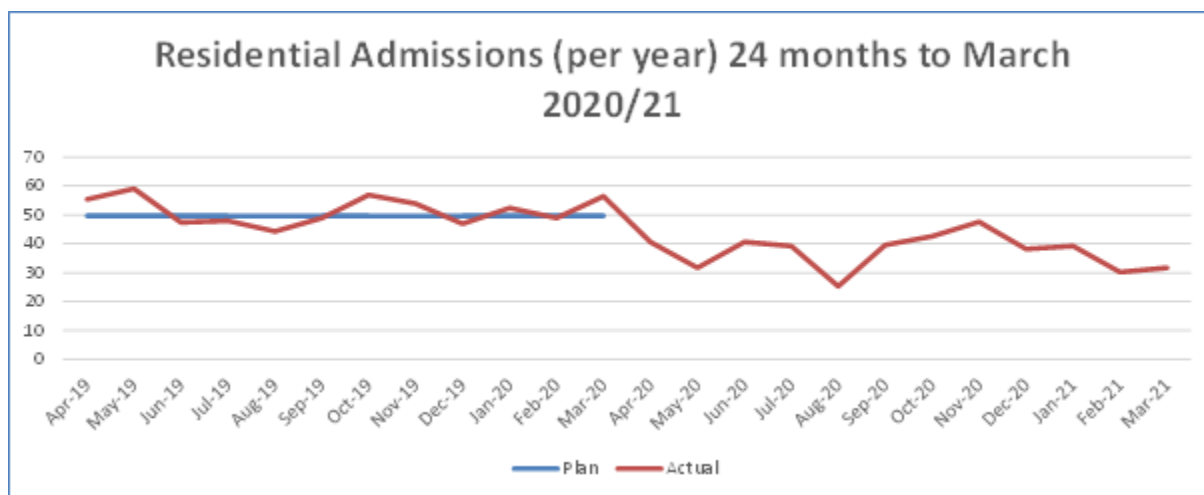
Source: NHS England Statistics

Targets for Delayed Transfers of Care (DToc) were suspended effective 19th March due to Covid-19. The revised Hospital Discharge Service operating model, published in August and

focussing on discharge to assess, is clear that this metric is permanently superseded by new D2A-base data collections.

3. Permanent Admissions to Nursing and Residential Homes (per month)

Latest data available Mar-21:	31.7	Vs same period last year Mar-20:	56.4	Vs 2020/21 plan per month:	N/A
-------------------------------	------	----------------------------------	------	----------------------------	-----

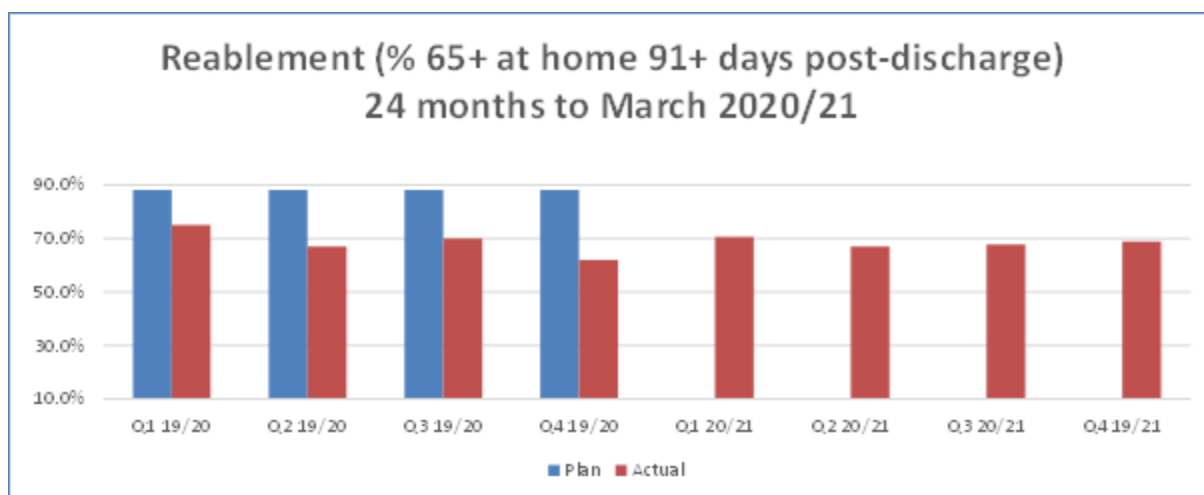


Source: In-year Data Collection WSCC Performance & Intelligence Team (National Metric is collected annually, reporting 6 months after year-end.)

Performance remains impacted by the effects of Covid, therefore the data is not representative of normal patterns of admission. We have seen a significant reduction in the proportion of customers in pay in residential settings, in comparison to non-residential. Adult Social care are continuing to work towards reducing new admissions to residential setting, while increasing non-residential options. This is starting to take effect, however the average cost of placements is increasing.

4. % Older People at Home 91 Days after Discharge into Reablement/Rehabilitation Services

Latest data available Mar-21:	68.9%	Vs same period last year Mar-20:	62.0%	Vs 2020/21 plan:	N/A
-------------------------------	-------	----------------------------------	-------	------------------	-----



Source: In-year Data Collection WSCC Performance & Intelligence Team (National Metric is collected annually, reporting 6 months after year-end.)

Performance has seen a slight rise at Q4 20/21 and year-end analysis has resulted in revision to the figures reported for previous quarters of the current year. This indicator is under review by ADASS. If we are unable to contact the customer or the customer does not respond, then the guidance requires us to record these as not at home. Work is underway to consider whether there are more effective ways of using this measure through SE ADASS networks. West Sussex has a number of reablement offers that contribute to supporting independence, these include both home-based reablement and bed-based provision. A local based measure looking at these outcomes would be more reflective of the local picture.

Performance Targets and Data Collection

Due to the impact of Covid-19, no targets for BCF metrics have been set for 2021/21 and the quarterly publication by the national team of 'actual' versus 'planned' performance is suspended. This means that comparison with comparator HWB areas is not possible for this year.

Contact: Paul Keough, Better Care Fund Manager, West Sussex Clinical Commissioning Group and West Sussex County Council, 07920 817577, paul.keough@nhs.net