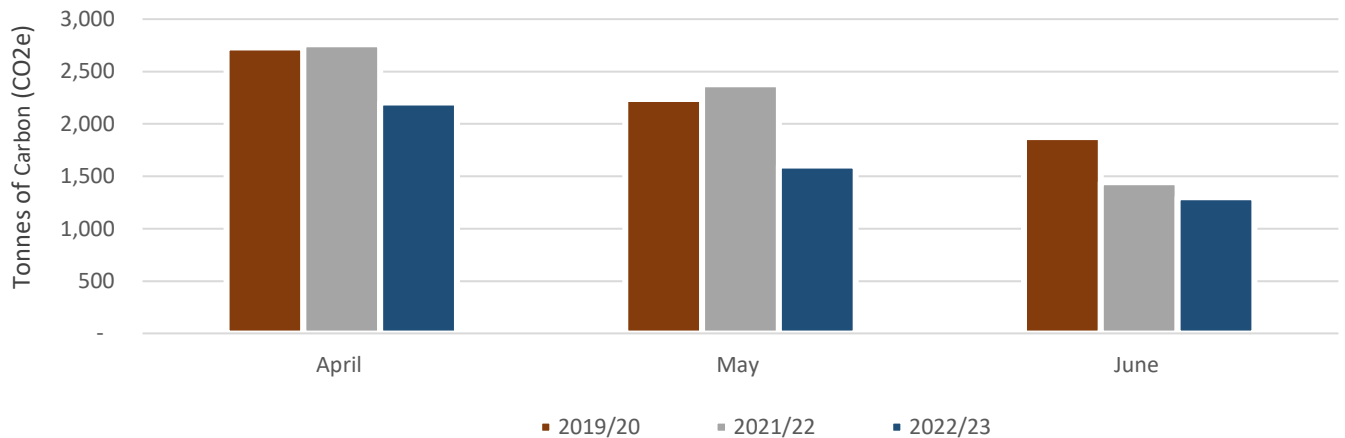
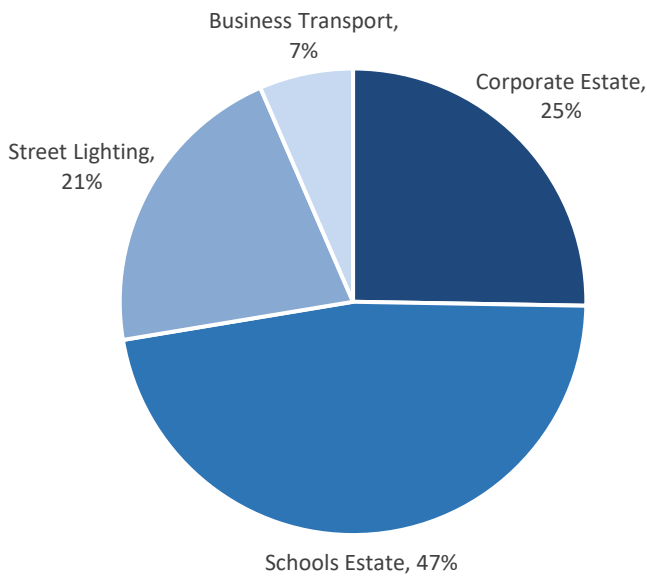


Carbon Performance Summary – Q1, 2022/23

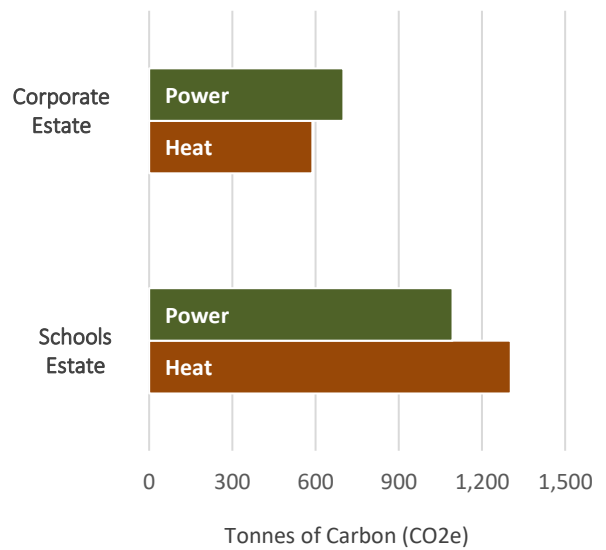
Year on Year Emissions Comparison



Emissions Overview, Sources



Estates Heat & Power Demand



Commentary

- Recorded carbon emissions for the quarter totalled 5,107 tonnes*, amounting to a 25% decrease against the 19/20 baseline.
- A reduction in operational buildings, reduced demand from offices and maintenance works have all contributed to these savings, as have comparatively warmer temperatures reducing gas demand.
- Transport related emissions remain at less than 60% of pre-Covid levels, though this gap is closing as transport emissions trends upwards.

Please contact Lee Hill (lee.hill@westsussex.gov.uk) if you have any questions.

* A low volume of data estimates are included due to delays in normal supply of consumption data. Confirmed data will be logged at the next reporting period. No significant variations are expected.