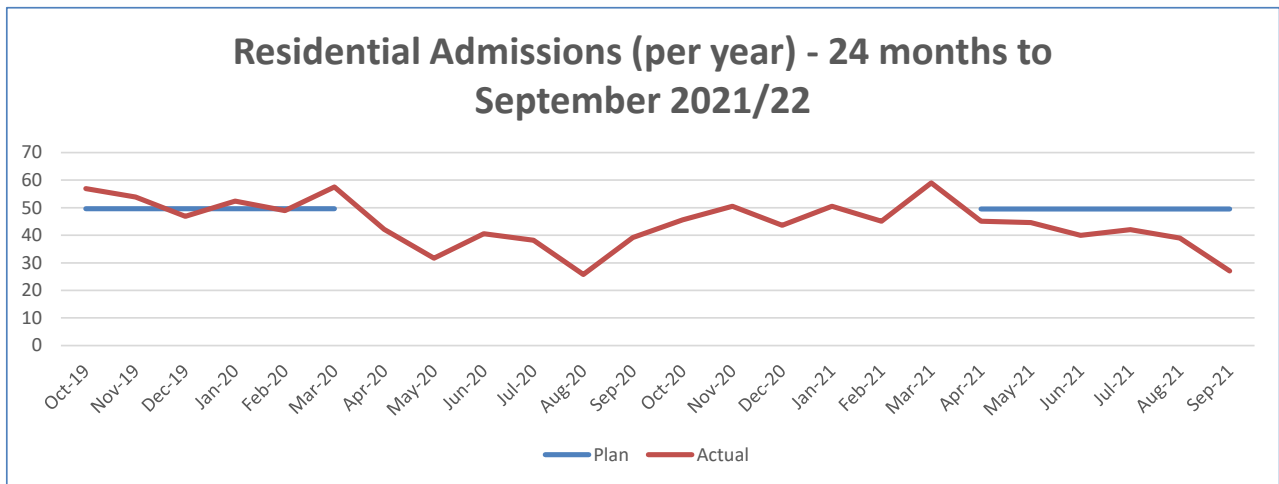


West Sussex Better Care Fund Metrics Performance – Q2 2021/22

Permanent Admissions to Nursing and Residential Homes (per month)

Latest data available September-21:	31.0	Vs same period last year September-20:	39.2	Vs 2021/22 plan September-21:	49.6
--	------	---	------	----------------------------------	------



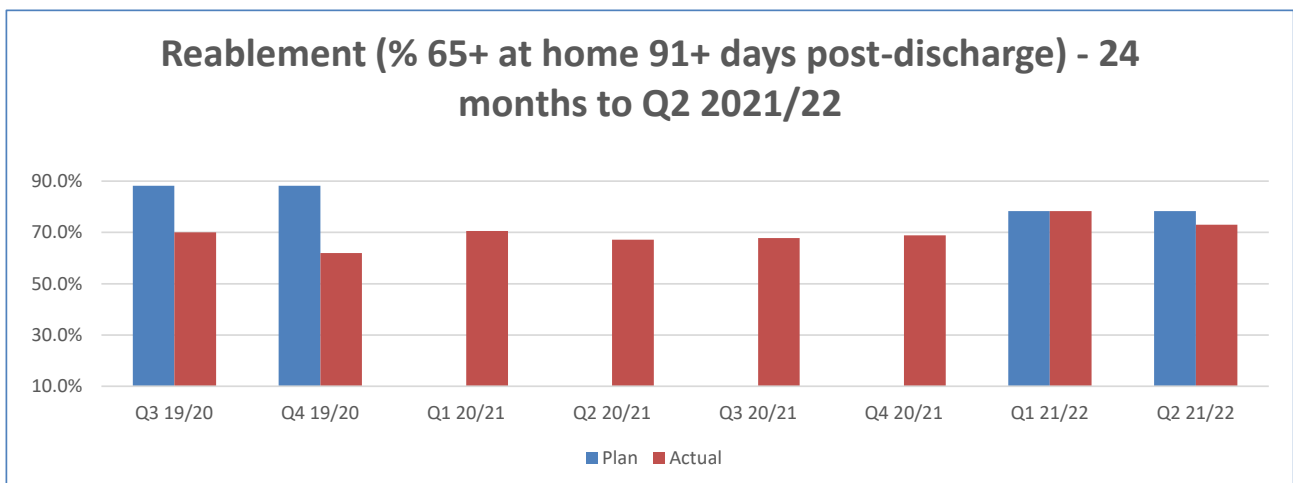
Source: In-year Data Collection WSCC Performance & Intelligence Team (National Metric is collected annually, reporting 6 months after year-end.)

Current performance has been significantly impacted by the effects of Covid, therefore the data is not representative of normal patterns. We have seen a significant increase in demand in all areas of adult social care, due to pent up demand. This has impacted on the numbers of new admissions to residential settings, with admissions increasing since the lockdown was lifted.

Adult Social care are continuing to work towards reducing new admissions to residential settings, while increasing non-residential options. This has been effective and the percentage of res to non-res customers has been moving in the right direction, however the average cost of placements is increasing, due to market pressures and complexity of customer need.

% Older People at Home 91 Days after Discharge into Reablement/Rehabilitation Services

Latest data available Q2- 2021/22:	73.0%	Vs same period last year Q2-2020/21:	67.1%	Vs 2021/22 plan:	78.3%
---------------------------------------	-------	---	-------	------------------	-------



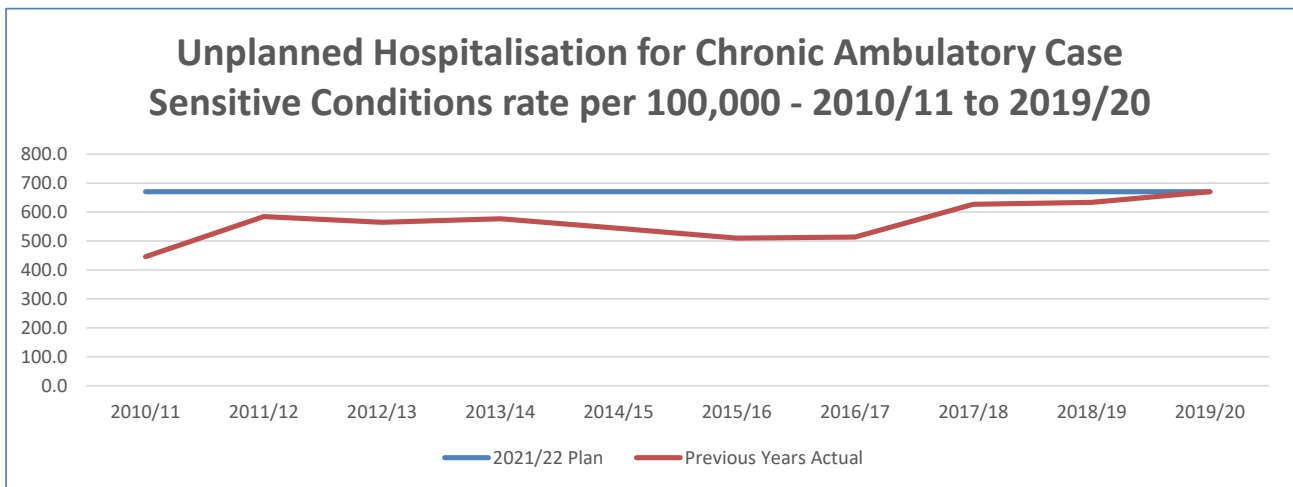
Source: In-year Data Collection WSCC Performance & Intelligence Team (National Metric is collected annually, reporting 6 months after year-end.)

ADASS feel that the 91-day measure is not fit for purpose and are looking to remove this measure and refresh ASCOF. WSCC interpret the measure as per the guidance, calling the customer three times to check they're at home. If they do not respond, we assume they are not. We believe some authorities use a different system. After three calls, they check hospital admissions or care placements, assuming the customer is at home if not in care. Hence our numbers tend to be low. Performance remains consistent with last year. We are currently reviewing the workflow and data capture for this indicator to ensure that it is accurately reflecting performance

West Sussex Better Care Fund Metrics Performance – Q2 2021/22

Unplanned Hospitalisation for Chronic Ambulatory Care Sensitive Conditions

Latest data available 2019/20:	670.4			Vs 2021/22 plan:	670.4
--------------------------------	-------	--	--	------------------	-------

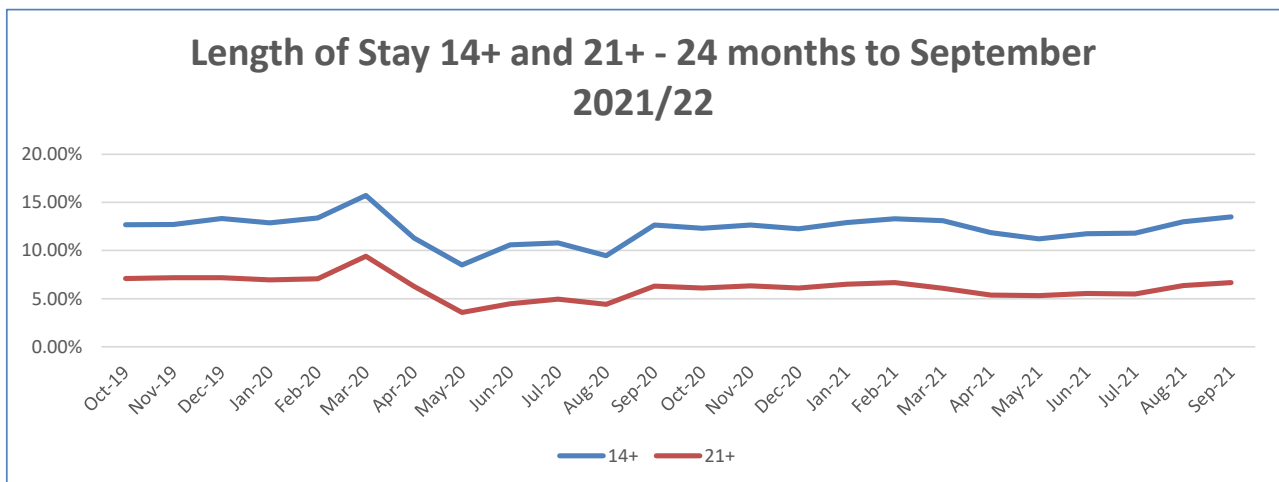


Source: NHS Outcomes Framework.

This metric is a measure of emergency admissions with a primary diagnosis of an ambulatory care sensitive condition such as: acute bronchitis, angina, ischaemic heart disease, heart failure, dementia, emphysema, epilepsy, hypertension, diabetes, COPD, pulmonary oedema. Data is released in November for the preceding financial year. The planned figure is set at the pre-pandemic performance level.

Length of Stay 14+ Days and 21+ Days

Latest data available September-21 21+:	6.7%	Vs same period last year September-20 21+:	6.3%	Vs 2021/22 plan:	N/A
---	------	--	------	------------------	-----

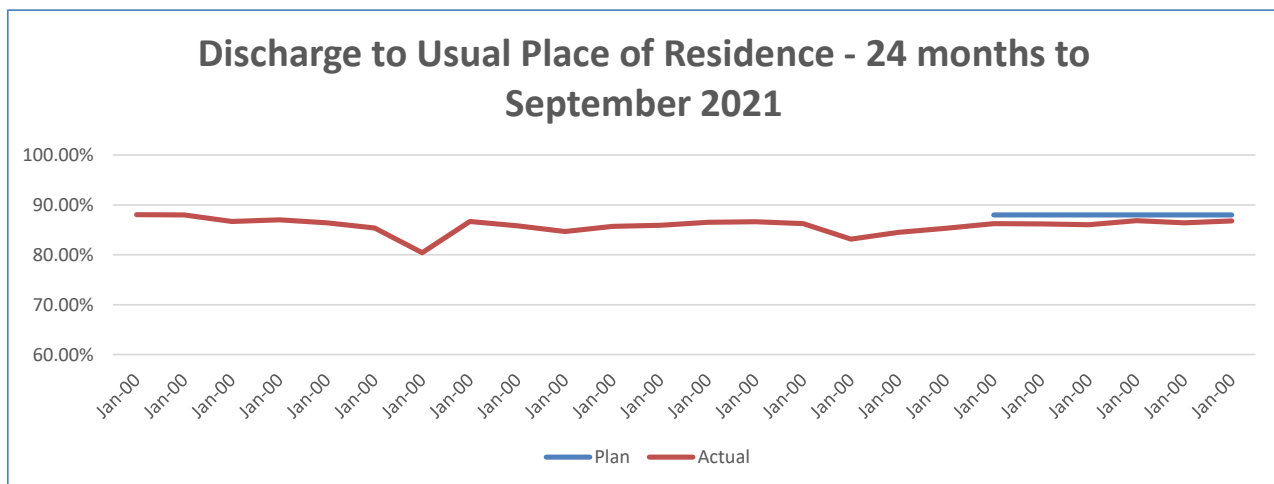


Source: NHS Secondary Uses Service (SUS).

This measure sets HWB-level ambitions for reducing length of stay with separate targets for both 14+ days and 21+ days applying to Q3 2021/22 and Q4 2021/22. For Wests Sussex targets are based on recent quarterly performance at the acute trusts applied to the HWB area on a pro rata basis and taking into account winter pressures. The data used by the national BCF team to create and report on this metric is not directly compatible with trust-level operational data and the two datasets should not be mixed.

Discharge to Usual Place of Residence

Latest data available September-21:	86.8%	Vs same period last year September-20:	85.9%	Vs 2021/22 plan:	88.0%
-------------------------------------	-------	--	-------	------------------	-------



Source: Source: NHS Secondary Uses Service (SUS).

This measure for discharge to usual place of residence has been constructed around the 95% expectation in the discharge policy for Pathways 0 and 1. However it should be noted that the policy is not intended to set a hard target. In West Sussex, the figure tends to be lower due to a higher older population and the larger Pathway 2 offering

Contact: Paul Keough, Better Care Fund Manager, West Sussex Clinical Commissioning Group and West Sussex County Council, 07920 817577, paul.keough@nhs.net