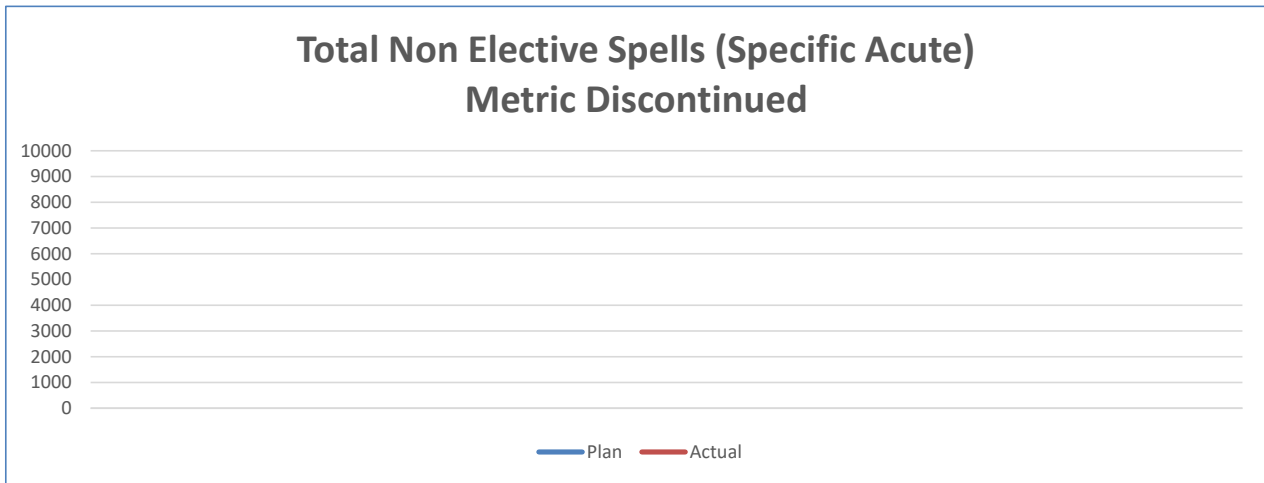


West Sussex Better Care Fund Metrics Performance – Q1 2021/22

1. Total Non-Elective Spells (Specific Acute) – All Ages

Latest data available:	N/A	Vs same period last year:	N/A	Vs 2020/21 plan:	N/A
------------------------	-----	---------------------------	-----	------------------	-----

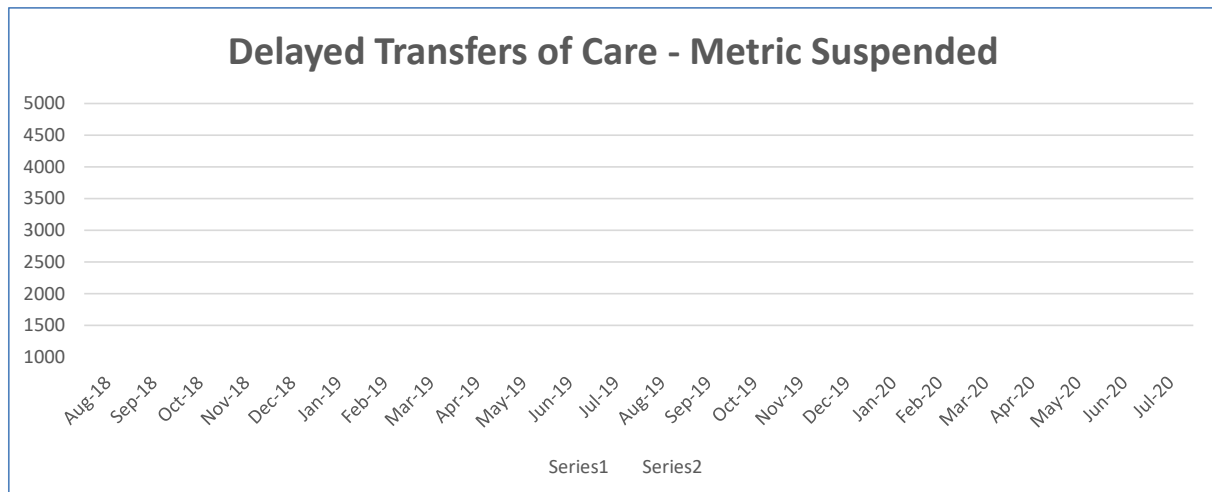


Source: SUS TnR / NHS England

1.1 This measure is discontinued as a BCF metric for 2021/22 and a new Avoidable Admissions metric will be effective from Q3 2021/2022

2. Delayed Transfers of Care (Delayed Days)

Latest data available:	N/A	Vs same period last year:	N/A	Vs 2019/20 plan:	N/A
------------------------	-----	---------------------------	-----	------------------	-----

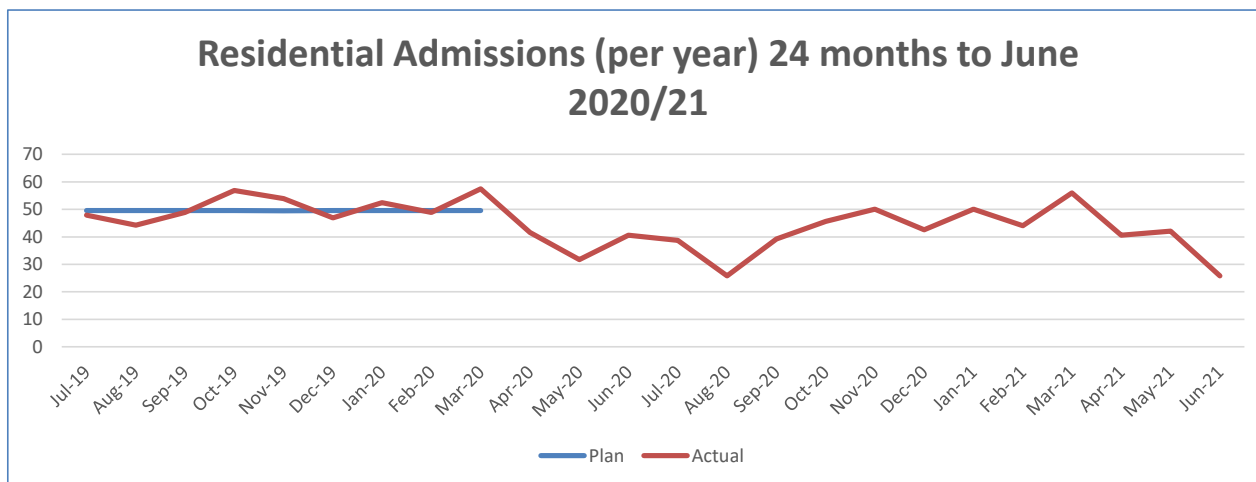


Source: NHS England Statistics

2.1 Targets for Delayed Transfers of Care (DToC) were suspended effective 19th March due to Covid-19. This suspension is now permanent and a metric based on the revised hospital discharge policy will be effective from Q3 2021/22.

3. Permanent Admissions to Nursing and Residential Homes (per month)

Latest data available June-21:	25.8	Vs same period last year June-20:	40.6	Vs 2020/21 plan per month:	N/A
--------------------------------	------	-----------------------------------	------	----------------------------	-----

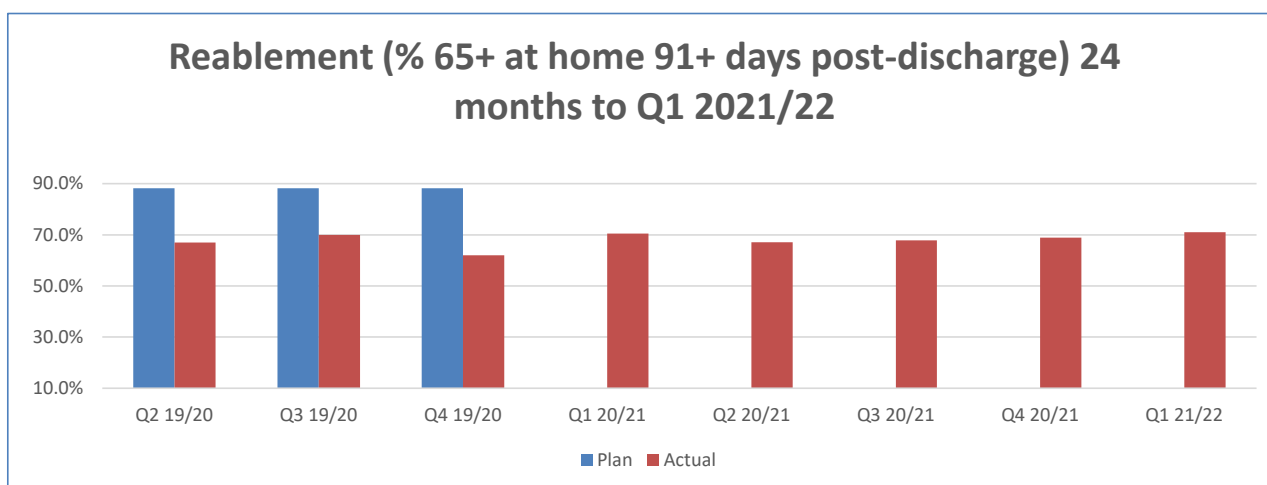


Source: In-year Data Collection WSCC Performance & Intelligence Team (National Metric is collected annually, reporting 6 months after year-end.)

3.1 Performance remains impacted by the effects of Covid; therefore the data is not representative of normal patterns of admission. We have seen a significant reduction in the proportion of customers in pay in residential settings, in comparison to non-residential. Adult Social care are continuing to work towards reducing new admissions to residential setting, while increasing non-residential options. This is starting to take effect; however, the average cost of placements is increasing.

4. Percentage of Older People at Home 91 Days after Discharge into Reablement/Rehabilitation Services

Latest data available June-21:	71.0%	Vs same period last year June-20:	70.5%	Vs 2020/21 plan:	N/A
--------------------------------	-------	-----------------------------------	-------	------------------	-----



Source: In-year Data Collection WSCC Performance & Intelligence Team (National Metric is collected annually, reporting 6 months after year-end.)

4.1 Performance has seen a slight rise at Q4 20/21 and year-end analysis has resulted in revision to the figures reported for previous quarters of the current year. This indicator is under review by ADASS. If we are unable to contact the customer or the customer does not respond, then the guidance requires us to record these as not at home. Work

is underway to consider whether there are more effective ways of using this measure through SE ADASS networks. West Sussex has a number of reablement offers that contribute to supporting independence, these include both home-based reablement and bed-based provision. A local based measure looking at these outcomes would be more reflective of the local picture.

5. Performance Targets and Data Collection

5.1 Due to the delayed publication of planning guidance for 2021/22, including details of new metrics to replace Non Elective Admission and Delayed Transfers of Care, no targets have yet been set.

Contact: Paul Keough, Better Care Fund Manager, West Sussex Clinical Commissioning Group and West Sussex County Council, 07920 817577, paul.keough@nhs.net