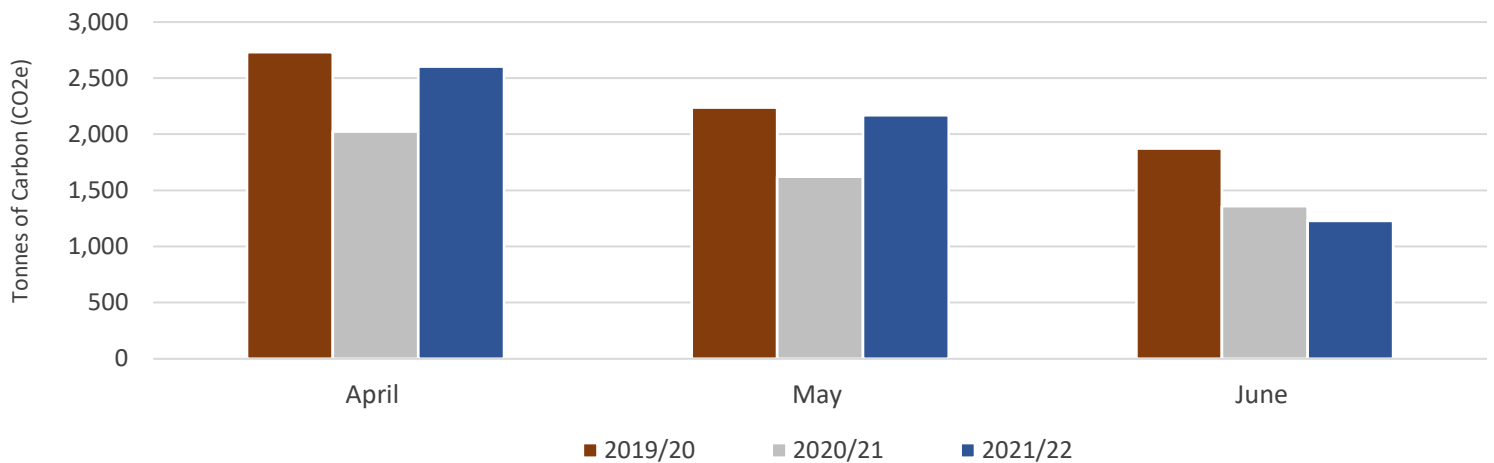
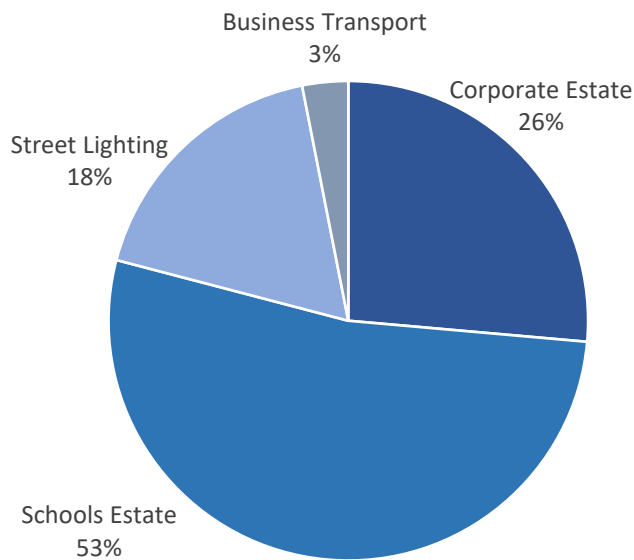


Carbon Performance Summary – Q1, 2021-22

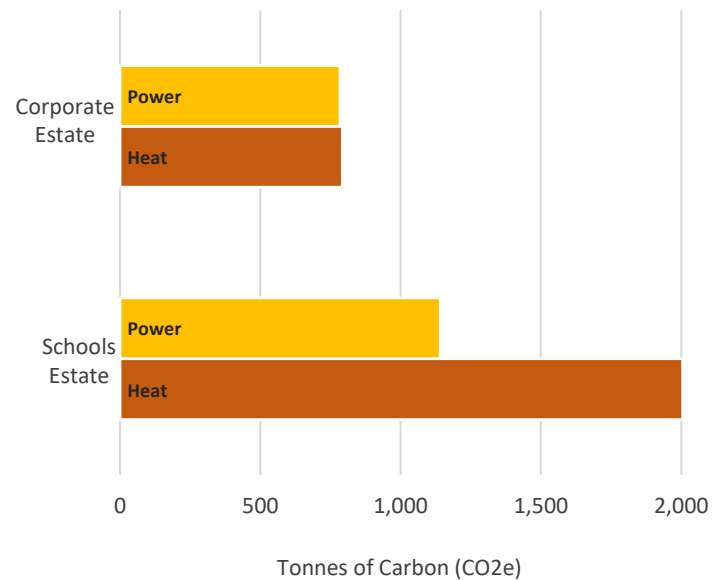
Quarterly Year on Year Comparison



Q1, 2021/22 - Emissions Overview, All Sources



Q1, 2021/22 – Emissions Overview, Estates



Commentary

- Carbon emissions for the quarter are up 20% vs 20/21, though down -12% vs the 19/20 baseline, setting performance in line with the carbon emissions KPI (KPI 22) under Our Council Plan.
- A combination of factors have influenced this variation between years, including differing Covid-19 control measures between 20/21 and 21/22, as well as notably lower average temperatures during April & May 21/22, elevating heat demand.
- Total business travel emissions remain largely unchanged from the previous quarter, continuing the pattern of reductions initially driven by Covid-19 measures. Notable is that car travel remains relatively flat, whilst the more sustainable option of train travel is rising, reaching roughly 60% of pre-Covid-19 rates in March.

Please contact Lee Hill (lee.hill@westsussex.gov.uk) if you have any questions.