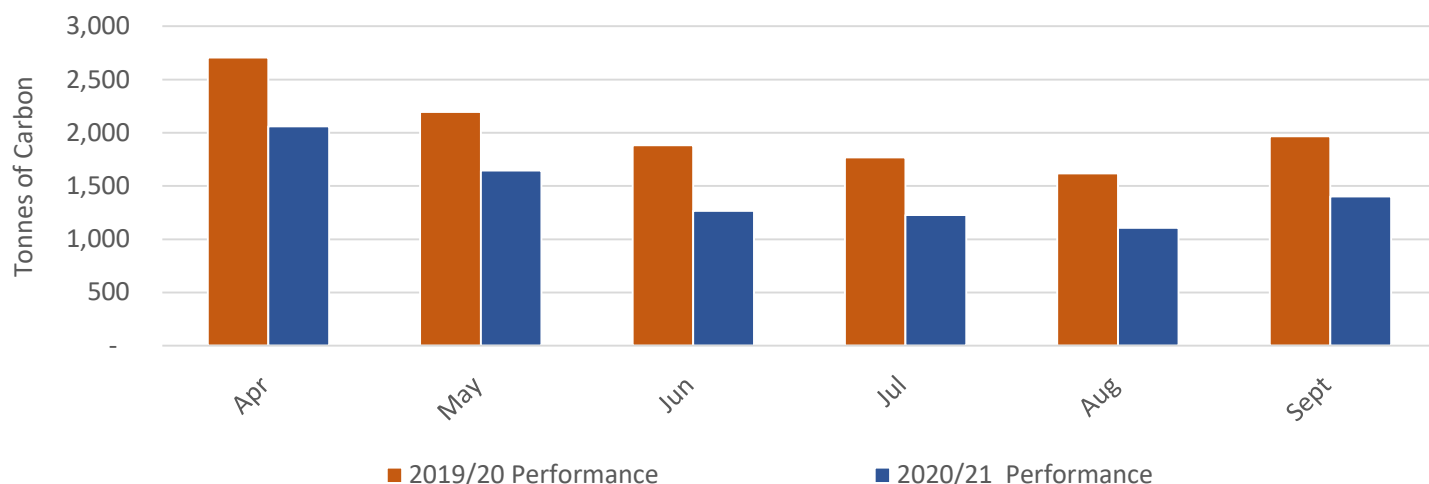
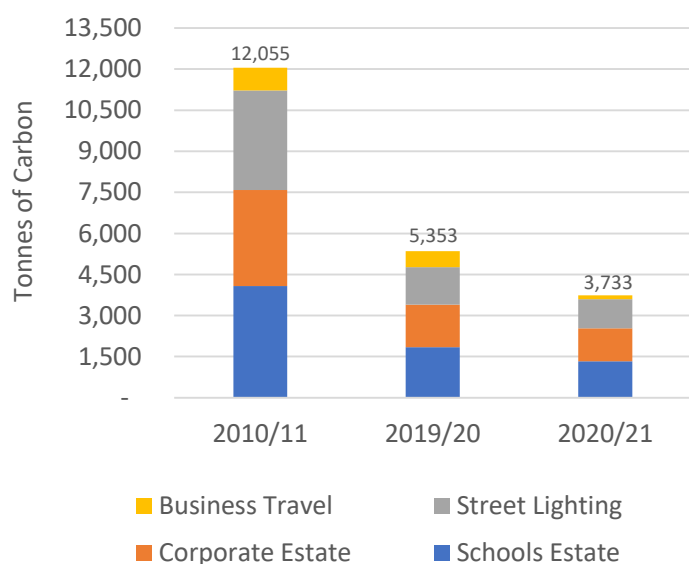


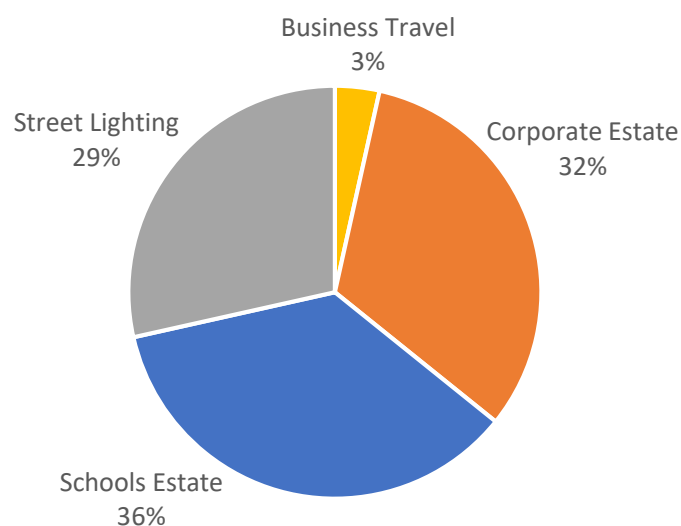
Carbon Performance Summary – Q2, 2020-21



Q2, 20/21 - Year on Year Comparison



Q2, 20/21 - Carbon Source Overview



Commentary

- Consumption across the July to September period continues to show significant reductions from the effect of Covid-19 on working practises; down 30% overall vs 2019/20.
- Consumption is also down 25% compared to the previous quarter, primarily a result of reduced heating and power requirements during the summer period, with a slight increase back into September.
- Travel related carbon has displayed particularly favourable reductions, with a 70% decrease retained into September.

Please contact Lee Hill (lee.hill@westsussex.gov.uk) if you have any questions.

* 2020/21 figures reflect Q1 data updates received since the previous report, amounting to an increase of 8% in recorded carbon consumed. An updated version of the Q1 report will be made available on the Sustainability Team SharePoint site.