

Children First

West Sussex Improvement Board

Performance Summary Report (key slides)

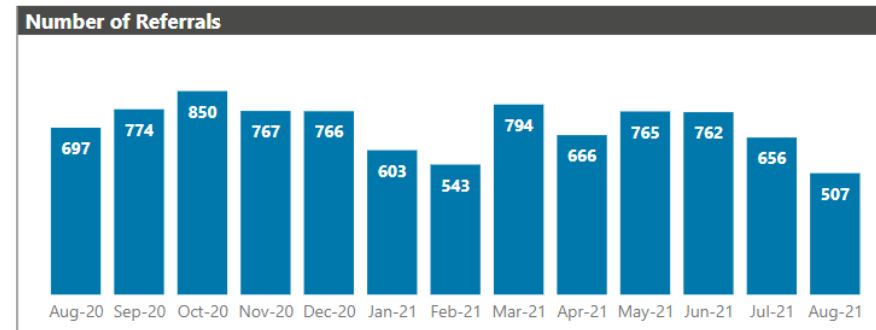
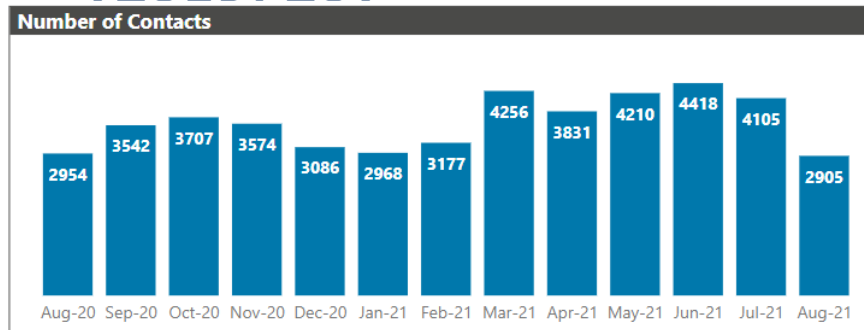
20 September 2021



Contacts and Referrals

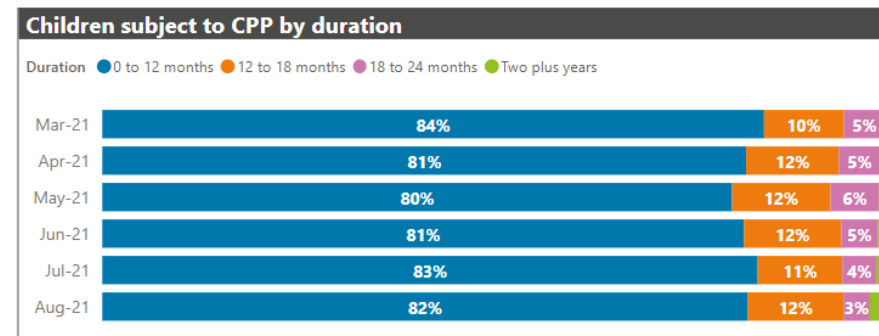
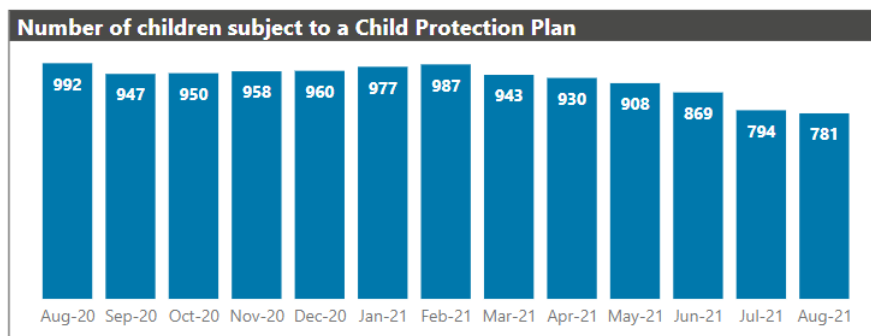
- Number of Contacts reduced in August, over the summer holiday.
- Conversion rate from Contact to Referral has increased to 17%.
- Timeliness of Contacts in 3 days has been maintained at 99.6% contacts. Referrals completed within 1 working day increased to 74%.
- 142 children were re-referred to Children's Social Care (28%).

Statistical Neighbours and England Re-Referrals 23% (2019/20)



Child Protection Performance

- Reduction in Child Protection (CP) numbers in August 2021 to 781; 18% (144) have been on a plan for more than 12 months, with 3.3% (26) of children on a plan for 18 months to 2 years and 2.9% (23 children) for 2 years or more.
- Initial Child Protection Conference (ICPC) timeliness 89.6% **Statistical Neighbours 81% and England 78% (2019/20)**
- Review Child Protection Conference (RCPC) timeliness 97.1% **Statistical Neighbours 90% and England 92% (2019/20)**
- Child Protection statutory visits 81.7%
- Rolling 12 months (Sept 2020 to August 2021), 955 children started on Child Protection Plan; of those, 251 were for a second/subsequent time ever, which is 26.3%, and 19 were for a second/subsequent time within 12 months, which is 2.0%.



Children We Care For

- Remaining stable with the number of children we care for at 893 for end August 2021
- West Sussex rate = 50.2 **Statistical Neighbours 49 and England 67 (2019/20)**
- Decrease in Children we Care for starting numbers in August 2021. Lower numbers of children coming out of care
- Children we Care for statutory visiting 89.6%

