

# Children First

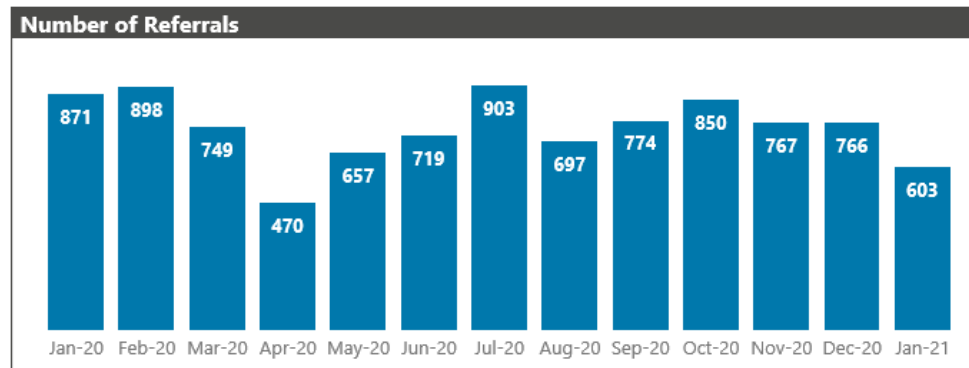
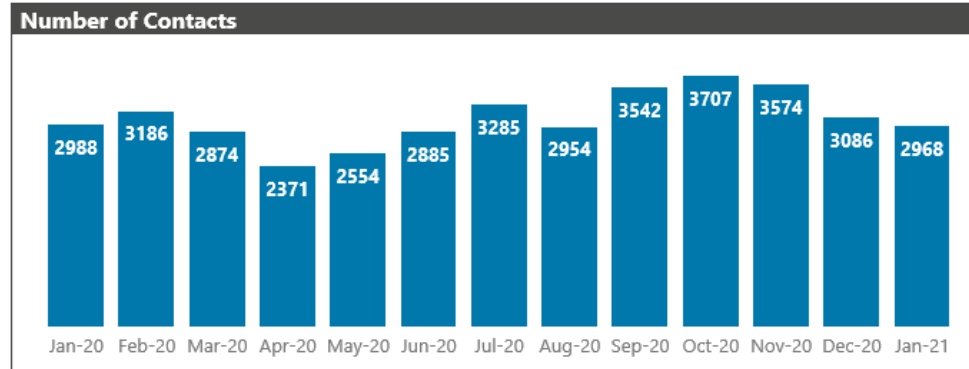
## West Sussex Improvement Board

### Performance Summary Report

25<sup>th</sup> February 2021

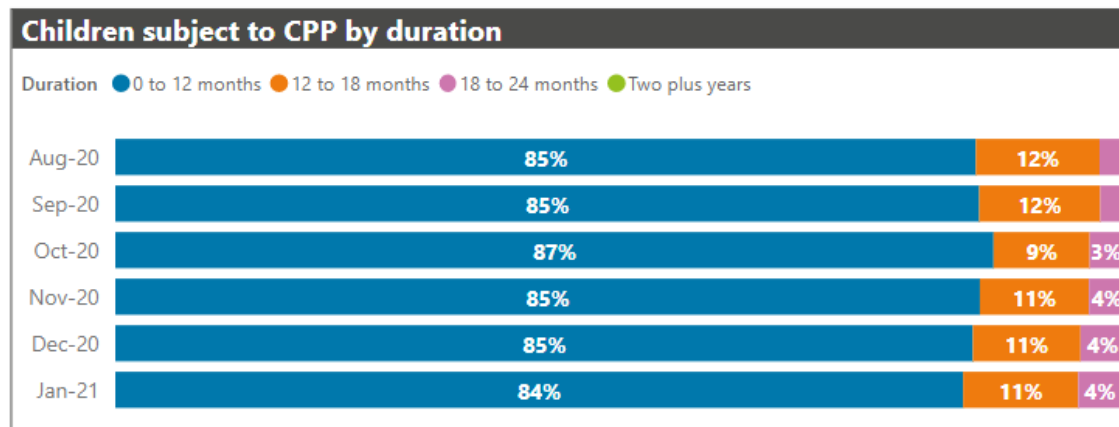
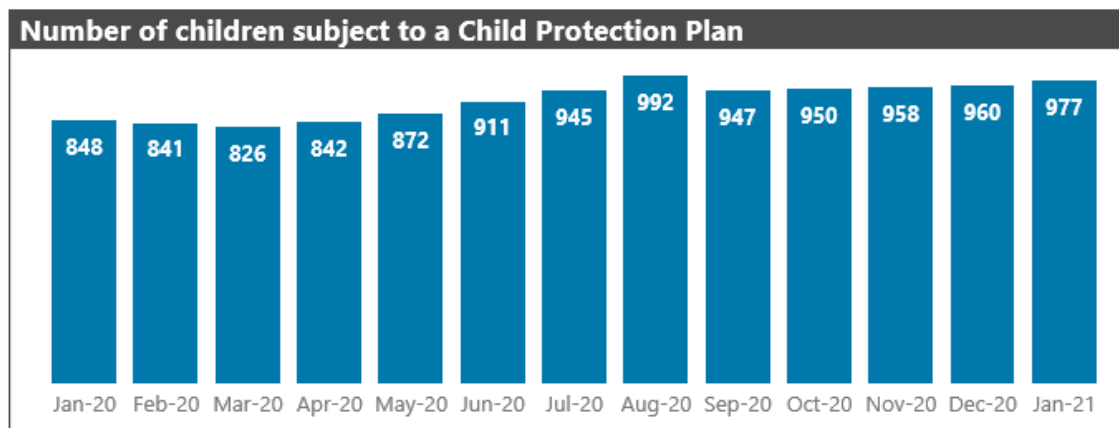


# MASH Performance



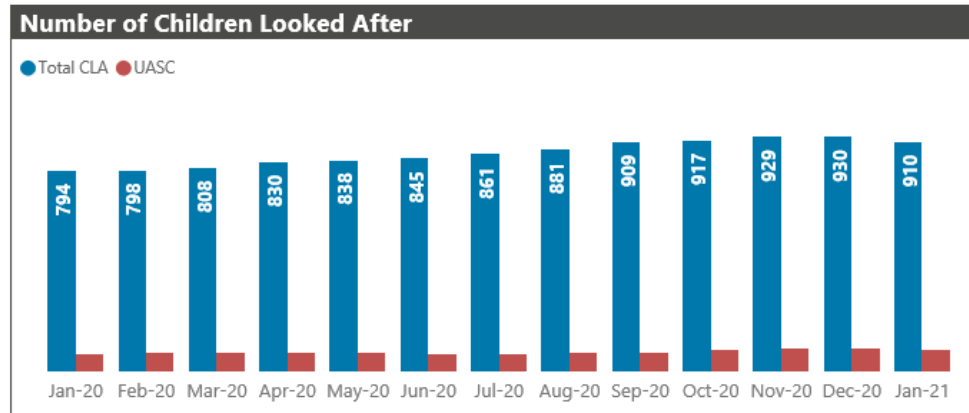
- A reduction of contacts into MASH in Dec 20 and Jan 21. Referrals have reduced from a small increase in Dec 20 to **21.2%** reduction in January 2021
- Conversion rate from Contact to Referral is at **20%** the lowest since April 2020 (**19.8%**)
- Timeliness of Contacts and Referrals performance has been maintained with **96.5%** contacts completed in 3 days and **94.7%** referrals completed in 3 days.
- Re-Referrals **25%**.

# Child Protection Performance



- Numbers of children on CP Plans rising slightly to 977.
- **4.3%** (42) of children on a plan for 18 months to 2 years.
- **0.72%** (7 children) for 2 years or more.
- 2 in FSP South
- 5 in FSP North
- CP Categories 6 Neglect 1 Emotional Abuse
- CP Statutory visits 86.6%

# Children Looked After



- Reduction in number of CLA at 910 for end Jan-21. SN average of 51 per 10,000 as at 31<sup>st</sup> March 2020.
- Low numbers of CLA starting and higher number ceasing to be CLA in Jan-21.
- CLA statutory visiting 86.8%

There were an additional 14 children who were removed from the data as aged 18 years old.

